

**OFF-
ROAD
LIVIN'**



can-am **DEFENDER**

PRODUCT SPEC BOOK
VEHICLE SPECIFICATIONS • ACCESSORIES

2022

2022 DEFENDER

VEHICLE SPECIFICATIONS

FEATURED PACKAGES

Defender	6
Defender XT	8

COMPARATIVE CHART

Defender Comparative Chart	10
----------------------------	----


ACCESSORIES

Roofs	20
Cabs	21
Windshields & Mirrors	22
Doors	24
Rear Wind Protection	25
Aluminum Skid Plates	26
Bumpers & Guards	27
LinQ®: Easy On, Easy Off Cargo	31
Cargo & Storage	36
Racks & Holders	39
Lights	42
Audio & Communication Systems	45
Electronic Accessories	46
Winches & Hitches	49
Seats	52
Performance	53
Apache Track Systems	56
ProMount Plows	58
Covers & Add-Ons	62
Tires & Rims	62

can-am
DEFENDER



VEHICLE SPECIFICATIONS



VEHICLE SPECIFICATIONS

FEATURED PACKAGES

Defender	6
Defender XT	8

COMPARATIVE CHART

Defender Comparative Chart	10
----------------------------	----

**OFF-
ROAD
LIVIN'**



DEFENDER

HIGHLIGHTS

TOUGH	<ul style="list-style-type: none">• Heavy-duty Rotax® engine• Smooth, durable and responsive transmission• True Can-Am DNA with a strong identity
CAPABLE	<ul style="list-style-type: none">• Work or ride with confidence• Meaningful and versatile functionality• Easy handling and capabilities
CLEVER	<ul style="list-style-type: none">• Advanced comfort and intuitive cockpit with optimized visibility• Multifunction cargo box with sturdy tailgate and smart storage• 1 year maintenance-free and easy access to key maintenance components
PLATFORM FEATURES	<ul style="list-style-type: none">• 62 in. wide• 83 in. wheelbase• 11 in. of ground clearance• 2,500 lb towing capacity• Multifunction cargo box• 14 in. steel wheels with 27 in. XPS Trail Force tires• Rear differential with Turf mode• VERSA-PRO bench seat• HMWPE central skid plate• ECO™/ECO™ Off/Work modes• 4.5 in. wide digital display

ENGINES	HD7	HD9
Type	52 hp / 41 lb-ft, Rotax® ACE (Advanced Combustion Efficiency) 650 cc single cylinder, liquid-cooled	65 hp / 59 lb-ft, Rotax® 976 cc, V-twin, liquid-cooled
Fuel Delivery System	Intelligent Throttle Control (ITC™) with Electronic Fuel Injection (EFI)	
Transmission	PDrive primary CVT with engine braking and Electronic Drive Belt Protection L/H/N/R/P	PRO-TORQ CVT Transmission with Quick Response System (QRS), high-airflow ventilation and Electronic Drive Belt Protection Extra L/H/N/R/P
Drive Train	Selectable Turf Mode / 2WD/4WD with Visco-Lok® auto-locking front differential	
Driving Assistance	Electronic Hill Descent Control ECO™/ECO™ Off/Work modes	
Power Steering	N/A	

SUSPENSIONS

Front Suspension	Double A-arm/10 in. (25.4 cm) travel
Front Shocks	Twin tube gas-charged shocks
Rear Suspension	TTA with external sway bar/10 in. (25.4 cm) travel
Rear Shocks	Twin tube gas-charged shocks

TIRES & WHEELS

Front Tires	XPS Trail Force 27 x 9 x 14 in.
Rear Tires	XPS Trail Force 27 x 11 x 14 in.
Wheels	14 in. steel

BRAKES

Front	Dual 220 mm disc brakes with hydraulic twin-piston calipers
Rear	Dual 220 mm disc brakes with hydraulic single-piston calipers

DIMENSIONS & CAPACITIES

	HD7	HD9
Chassis/Cage	Profiled cage, ROPS approved	
Estimated Dry Weight	1,475 lb (669.2 kg)	1,479 lb (671 kg)
L x W x H	121 x 62 x 76 in. (307.1 x 157.5 x 193 cm)	
Wheelbase	83 in. (211.5 cm)	
Ground Clearance	11 in. (28 cm)	
Cargo Box Dimensions	38 x 54.5 x 12 in. (96.5 x 138.4 x 30.5 cm)	
Cargo Box Capacity	1,000 lb (454 kg)/ California only: 600 lb (272.2 kg)	
Power Tilt Bed	N/A	
Tailgate Load Capacity	250 lb (113.4 kg)	
Storage Capacity	Total: 3.1 gal (11.7 L) Under dash (enclosed pocket): 0.4 gal (1.3 L) Dash: 1.8 gal (6.9 L) Armrests and cup holders: 0.9 gal (3.5 L)	
Towing Capacity	2,500 lb (1,134 kg)	
Payload Capacity	1,500 lb (680 kg)	
Fuel Capacity	10.6 gal (40 L)	
Person Capacity	3	

FEATURES

Gauge	4.5 in. wide digital display: speedometer, tachometer, odometer, trip and hour meters, fuel, gear position, ECO™/ECO™ Off/Work modes, seat belt and 4 x 4 indicator, front and rear diff. lock indicators, diagnostics, clock, battery voltage, engine temperature
Battery	12 V (18 amp/h)
Magneto	650 W
Instrumentation	Lighter-type DC outlet in console (20 A)
Lighting	140 W lighting output from four 35 W reflectors ensuring wide visibility and LED tail lights
Winch	N/A
Seat	VERSA-PRO bench seat with passenger seats flipping up, underside hooks and contoured bench to improve entrance/exit of the cab
Steering Wheel	Adjustable tilt steering
Protection	Integrated front steel bumper, HMWPE central skid plate
Hitch Type	2 in. hitch receiver

WARRANTY & EXTENDED SERVICE

Factory Warranty	1 year BRP limited warranty
Extended Service Terms	B.E.S.T. term available up to 30 months



Tundra Green

FEATURE HIGHLIGHTS



Efficient Rotax Engine

Now introducing two new engines with class-leading torque: The HD9 with up to 65 hp/59 lb-ft and the HD7 with up to 52 hp/41 lb-ft. The Can-Am Defender delivers a quieter cockpit with lower sound levels, built for long hours of work without complaint.



Tow Like a Pro

The Can-Am Defender can tow up to 2,500 lbs (1,134 kg). Strong engine, profiled chassis cage, and compact, hard working suspension. Electronic Hill Descent Control and Work Mode driving assistance technology make it an effortless 2,500.



Carry Any Cargo

With just one cargo box, the Can-Am Defender can hold 1,000 lbs (454 kg). That's thanks to a sturdy tailgate and smart storage, including easy to use LinQ quick-attach points. There's no itinerary this ride can't handle.



Rugged XPS Tires and Steel Wheels

The Can-Am Defender sits on 14 inch steel wheels with 27 inch XPS Trail Force tires. These tires are built to perform in any condition. Because the weather shouldn't get in the way of a ride. It should encourage one.



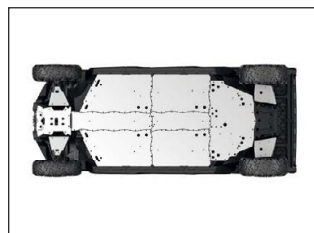
On-Demand Capability

Meet your new favorite coworker. Towing a trailer, blazing through sand, or seamlessly selecting Turf Mode, 2WD, 4WD, and back, the Can-Am Defender puts the power down on every terrain so it's the rock at your side workday after workday.



Pick-Up Style Seats

Dual VERSA-PRO 40/20/40 bolster bench seat for additional lateral support, inspired by modern pick-up trucks. The passenger seats flip up and have underside hooks for extra storage. Contoured bench seats with better bolsters aren't just for comfort: they make it easier to get in and out.



Central Skid Plate

Our plastic plates glide smoothly and silently over obstacles, offering great protection in rough terrain. How do they do it? The abrasion-resistant thermoformed High Molecular Weight Polyethylene (HMWPE) they're made of. It's lighter than aluminum. And tougher.



Three Driving Modes

Drivers can select between three different driving modes on the Can-Am Defender: ECO, ECO Off and Work. Each one allows the driver to adapt to the riding conditions. Modes vary in speed, torque, and throttle response so riders can pick with purpose.

DEFENDER XT

HIGHLIGHTS	HD9	HD10
TOUGH	<ul style="list-style-type: none">• Heavy-duty Rotax® engine• Smooth, durable and responsive transmission• True Can-Am DNA with a strong identity	
CAPABLE	<ul style="list-style-type: none">• Work or ride with confidence• Meaningful and versatile functionality• Easy handling and capabilities	
CLEVER	<ul style="list-style-type: none">• Advanced comfort and intuitive cockpit with optimized visibility• Multifunction cargo box with sturdy tailgate and smart storage• 1 year maintenance-free and easy access to key maintenance components	
PLATFORM FEATURES	<ul style="list-style-type: none">• 62 in. wide• 83 in. wheelbase• 11 in. of ground clearance• Dynamic Power Steering (DPS)• ECO™/ECO™ Off / Work modes• 2,500 lb towing capacity• Multifunction cargo box• 27 in. XPS Trail Force• Rear differential with Turf mode• 4.5 in. digital display	<ul style="list-style-type: none">• 83 in. wheelbase• 13 in. of ground clearance• Dynamic Power Steering (DPS)• ECO™/ECO™ Off / Work modes• 2,500 lb towing capacity• Multifunction cargo box• 27 in. Maxxis¹ Bighorn 2.0• Rear differential with Turf mode• 4.5 in. digital display

	HD9	HD10
SPECIFIC TO XT PACKAGE	<ul style="list-style-type: none">• Visco-Lok QE front differential• 14 in. cast-aluminum wheels• VERSA-PRO bolster bench seat with reinforced XT seat skin and adjustable driver seat• HMWPE full skid plate• 4,500 lb (2,014 kg) winch• XT front bumper• Full hard roof• Brake holding mechanism• Mossy Oak® Break-Up Country Camo water-dipped option	<ul style="list-style-type: none">• 64 in. wide with Arched A-arm• Visco-Lok QE front differential• 14 in. cast-aluminum wheels• VERSA-PRO bolster bench seat with reinforced XT seat skin and adjustable driver seat• HMWPE full skid plate• 4,500 lb (2,014 kg) winch• XT front bumper• Full hard roof• Brake holding mechanism• Mossy Oak® Break-Up Country Camo water-dipped option

ENGINES	HD9	HD10
Type	65 hp / 59 lb-ft , Rotax® 976 cc, V-twin, liquid-cooled	82 hp/69 lb-ft, Rotax® 976 cc, V-twin, liquid-cooled
Fuel Delivery System	Intelligent Throttle Control (ITC™) with Electronic Fuel Injection (EFI)	
Transmission	PRO-TORQ CVT Transmission with Quick Response System (QRS), high-airflow ventilation and Electronic Drive Belt Protection Extra L/H/N/R/P	
Drive Train	Selectable Turf Mode/2WD/4WD with Visco-Lok¹ QE auto-locking front differential	
Driving Assistance	Electronic Hill Descent Control ECO™/ECO™ Off/Work modes	
Power Steering	Dynamic Power Steering (DPS)	

SUSPENSIONS		
Front Suspension	Double A-arm/10 in. (25.4 cm) travel	Arched double A-arm/11 in. (27.9 cm) travel
Front Shocks	Twin tube gas-charged shocks	
Rear Suspension	TTA with external sway bar/10 in. (25.4 cm) travel	Arched TTA with external sway bar/11 in. (27.9 cm) travel
Rear Shocks	Twin tube gas-charged shocks	

TIRES & WHEELS		
Front Tires	XPS Trail Force 27 x 9 x 14 in.	Maxxis Bighorn 2.0 27 x 9 x 14 in.
Rear Tires	XPS Trail Force 27 x 11 x 14 in.	Maxxis Bighorn 2.0 27 x 11 x 14 in.
Wheels	14 in. cast-aluminum	





BRAKES		
Front	Dual 220 mm disc brakes with hydraulic twin-piston calipers	
Rear	Dual 220 mm disc brakes with hydraulic single-piston calipers	
	Brake-holding mechanism	

DIMENSIONS & CAPACITIES	HD9	HD10
Chassis/Cage	Profiled cage, ROPS approved	
Estimated Dry Weight	1,606 lb (728,5 kg)	1,600.6 lb (726 kg)
L x W x H	125.7 x 62 x 78 in. (319.4 x 157.5 x 198.1 cm)	125.7 x 64 x 80 in. (319.4 x 162.5 x 203.2cm)
Wheelbase	83 in. (211.5 cm)	
Ground Clearance	11 in. (28 cm)	13 in. (33 cm)
Cargo Box Dimensions	38 x 54.5 x 12 in. (96.5 x 138.4 x 30.5 cm)	
Cargo Box Capacity	1,000 lb (454 kg)/California only: 600 lb (272.2 kg)	
Power Tilt Bed	N/A	
Tailgate Load Capacity	250 lb (113.4 kg)	
Storage Capacity	Total: 16.2 gal (61.3 L) Under dash: 6 gal (22.8 L) Waterproof and removable box under passenger seat: 5.6 gal (21 L) Dash: 2 gal (7.7 L) Water-resistant and removable toolbox: 1.7 gal (6.3 L) Armrests and cup holders: 0.9 gal (3.5 L)	
Towing Capacity	2,500 lb (1,134 kg)	
Payload Capacity	1,500 lb (680 kg)	
Fuel Capacity	10.6 gal (40 L)	
Person Capacity	3	

FEATURES	
Gauge	4.5 in. wide digital display: speedometer, tachometer, odometer, trip and hour meters, fuel, gear position, EECO™/ECO™ Off/Work modes, seat belt and 4 x 4 indicator, front and rear diff. lock indicators, diagnostics, clock, battery voltage, engine temperature
Battery	12 V (30 amp/h)
Magneto	650 W
Instrumentation	Lighter-type DC outlets in the console (10 A) and two lighted USB ports in the dash storage (10 A)
Lighting	140 W lighting output from four 35 W reflectors ensuring wide visibility and premium LED tail lights
Winch	4,500 lb (2,041 kg) winch with roller fairlead
Seat	VERSA-PRO bolster bench seat for additional lateral support with passenger seats flipping up, adjustable driver seat, underside hooks, reinforced XT seat skin and contoured bench to improve entrance/exit of the cab
Steering Wheel	Adjustable tilt steering
Protection	XT front bumper, HMWPE full skid plate, full hard roof
Hitch Type	2 in. hitch receiver

WARRANTY & EXTENDED SERVICE	
Factory Warranty	1 year BRP limited warranty
Extended Service Terms	B.E.S.T. term available up to 30 months



	Oxford Blue		Stone Gray
	Timeless Black		Mossy Oak Break-Up Country Camo

FEATURE HIGHLIGHTS



Remarkable Rotax Engine

Get a load of the HD9 & HD10 engines with industry-leading torque of up to 69 lb-ft. The Can-Am Defender XT delivers a quieter cockpit with low-intensity sound that's easy on the ears. This ride is built for long hours of hard work.



Tow Like a Pro

The Can-Am Defender XT can tow up to 2,500 lbs (1,134 kg). Strong engine, profiled chassis cage, and compact, hard working suspension. Add Electronic Hill Descent Control and Work Mode driving assistance technology to the mix, and that's an effortless 2,500.



Carry Any Cargo

With just one cargo box, the Can-Am Defender XT can hold 1,000 lbs (454 kg). That's thanks to a sturdy tailgate and smart storage, including easy to use LinQ quick-attach points. There's no itinerary this ride can't handle.




Rugged XPS Tires and Steel Wheels

The Can-Am Defender XT sits on 14 inch cast-aluminum wheels with 27 inch Maxxis Bighorn 2.0 (HD10) or XPS Trail Force (HD9) tires built to perform in any condition. Because the weather shouldn't get in the way of a ride. It should encourage one.



Pick-Up Style Seats

Dual VERSA-PRO 40/20/40 bolster bench seat for additional lateral support, inspired by modern pick-up trucks. The passenger seats flip up and have underside hooks for extra storage. Contoured bench seats with better bolsters aren't just for comfort. They improve the entrance and exit of the cab.





Power Out of a Jam

The 4,500-lb (2,041 kg) integrated winch with roller fairlead engages with the flick of a switch to dominate the most difficult tasks. Effective for vehicle recovery, hunting trips, clearing brush, and at the job site. It's one of the most powerful tools built into the Defender XT.











Protection Where It Counts

This model sports a full hard roof, XT front bumper, and High Molecular Weight Polyethylene (HMWPE) full skid plate. So no matter the terrain or weather, these beauties are protected from the worst of it.



DEFENDER		 	
COLOR OPTIONS		Tundra Green	
ENGINES	Type	HD7	HD9
		52 hp/41 lb-ft, Rotax ACE (Advanced Combustion Efficiency) 650 cc single cylinder, liquid cooled	65 hp/59 lb-ft, Rotax 976 cc, V-twin, liquid cooled
	Fuel Delivery System	Intelligent Throttle Control (ITC) with Electronic Fuel Injection (EFI)	
	Transmission	PDrive primary CVT with engine braking and Electronic Drive Belt Protection L / H / N / R / P	PRO-TORQ CVT Transmission with Quick Response System (QRS), high airflow ventilation and Electronic Drive Belt Protection Extra-L / H / N / R / P
	Drive Train	Selectable Turf Mode/2WD/4WD with Visco-Lok auto-locking front differential	
	Driving Assistance	Electronic Hill Descent Control, ECO/ECO Off/Work modes	
	Power Steering	N/A	
SUSPENSIONS	Front Suspension	Double A-arm/10 in. (25.4 cm) travel	
	Front Shocks	Twin tube gas charged shocks	
	Rear Suspension	TTA with external sway bar/10 in. (25.4 cm) travel	
	Rear Shocks	Twin tube gas charged shocks	
TIRES/ WHEELS	Front Tires Rear Tires Wheels	XPS Trail Force 27 x 9 x 14 in. XPS Trail Force 27 x 11 x 14 in. 14 in. steel	XPS Trail Force 27 x 9 x 14 in. XPS Trail Force 27 x 11 x 14 in. 14 in. steel
BRAKES	Front	Dual 220 mm disc brakes with hydraulic twin-piston calipers	
	Rear	Dual 220 mm disc brakes with hydraulic single-piston calipers	
		N/A	
DIMENSIONS / CAPACITIES	Cage	Profiled cage. ROPS approved	
	Estimated Dry Weight	1,475 lb (669.2 kg)	1,479 lb (671 kg)
	L x W x H	121 x 62 x 76 in. (307.1 x 157.5 x 193 cm)	
	Wheelbase	83 in. (211.5 cm)	
	Ground Clearance	11 in. (28 cm)	
	Cargo Box Dimensions	38 x 54.5 x 12 in. (96.5 x 138.4 x 30.5 cm)	
	Cargo Box Capacity	1,000 lb (454 kg)/California only: 600 lb (272.2 kg)	
	Power Tilt Bed	N/A	
	Tailgate Load Capacity	250 lb (113.4 kg)	
	Storage Capacity	Total: 3.1 gal (11.7 L) Under dash (enclosed pocket): 0.4 gal (1.3 L)/Dash: 1.8 gal (6.9 L)/Armrests and cup holders: 0.9 gal (3.5 L)	
	Towing Capacity	2,500 lb (1134 kg)	
	Payload Capacity	1,500 lb (680 kg)	
	Fuel Capacity	10.6 gal (40 L)	
	Person Capacity	3	
FEATURES	Gauge	4.5 in. wide digital display: Speedometer, tachometer, odometer, trip and hour meters, fuel, gear position, ECO/ECO Off/Work modes, seat belt and 4 x 4 indicator, front and rear diff lock indicators, diagnostics, clock, battery voltage, engine temperature	
	Battery	12-V (18 amp/h)	
	Magneto	650-W	
	Instrumentation	Lighter type DC outlet in console (20-A)	
	Lighting	140 W lighting output from four 35-W reflectors ensuring a wide visibility and LED tail lights	
	Winch	N/A	
	Seat	VERSA-PRO bench seat with passenger seats flipping up, underside hooks and contoured bench to improve entrance/exit of the cab	
	Steering Wheel	Adjustable tilt steering	
	Protection	Integrated front steel bumper/HMWPE central skid plate	
	Hitch Type	2-in. hitch receiver	




1-year BRP Limited warranty. B.E.S.T. term available up to 30 months.

	DPS			DPS CAB
				
	Tundra Green Mossy Oak Break-Up Country Camo	Tundra Green Oxford Blue Timeless Black Mossy Oak Break-Up Country Camo	Tundra Green Oxford Blue Timeless Black	Tundra Green/HD9
	HD7	HD9	HD10	HD9
	52 hp/41 lb-ft, Rotax ACE (Advanced Combustion Efficiency) 650 cc single cylinder, liquid cooled	65 hp/59 lb-ft , Rotax 976 cc, V-twin, liquid cooled	82 hp/69 lb-ft, Rotax 976 cc, V-twin, liquid cooled	65 hp/59 lb-ft , Rotax 976 cc, V-twin, liquid cooled
	Intelligent Throttle Control (ITC) with Electronic Fuel Injection (EFI)			
	PDrive primary CVT with engine braking and Electronic Drive Belt Protection L / H / N / R / P	PRO-TORQ CVT Transmission with Quick Response System (QRS), high airflow ventilation and Electronic Drive Belt Protection Extra-L / H / N / R / P		
	Selectable Turf Mode/2WD/4WD with Visco-Lok QE auto-locking front differential			Selectable Turf Mode / 2WD / 4WD with Visco-Lok auto-locking front differential
	Electronic Hill Descent Control, ECO/ECO Off/Work modes			
	Dynamic Power Steering (DPS)			
	Double A-arm/10 in. (25.4 cm) travel		Arched double A-arm/11 in. (27.9 cm) travel	Arched double A-arm with swaybar/10 in. (25.4 cm) travel
	Twin tube gas charged shocks			
	TTA with external sway bar/10 in. (25.4 cm) travel		Arched TTA with external sway bar/10 in. (25.4 cm) travel	
	Twin tube gas charged shocks			
	XPS Trail Force 27 x 9 x 14 in. XPS Trail Force 27 x 11 x 14 in. 14 in. cast-aluminum	XPS Trail Force 27 x 9 x 14 in. XPS Trail Force 27 x 11 x 14 in. 14 in. cast-aluminum	Maxxis Bighorn 2.0 ¹ 27 x 9 x 14 in. Maxxis Bighorn 2.0 27 x 11 x 14 in. 14 in. cast-aluminum	XPS Trail Force 27 x 9 x 14 in. XPS Trail Force 27 x 11 x 14 in. 14 in. cast-aluminum
	Dual 220 mm disc brakes with hydraulic twin-piston calipers			
	Dual 220 mm disc brakes with hydraulic single-piston calipers			
	N/A			
	Profiled cage. ROPS approved			
	1,460 lb (662.3 kg)	1,541 lb (698.8 kg)	1,536.6 lb (697 kg)	1,820 lb (825.5 kg)
	121 x 62 x 76 in. (307.1 x 157.5 x 193 cm)		121 x 64 x 78 in. (307.1 x 162.5 x 198.1 cm)	121 x 65 x 79 in. (307.1 x 165.1 x 201 cm)
	83 in. (211.5 cm)			
	11 in. (28 cm)		13 in. (33 cm)	12 in. (30.5 cm)
	38 x 54.5 x 12 in. (96.5 x 138.4 x 30.5 cm)			
	1,000 lb (454 kg)/California only: 600 lb (272.2 kg)			
	N/A			
	250 lb (113.4 kg)			
	Total: 10.4 gal (39.5 L) Under dash: 6 gal (22.8 L)/Dash: 1.8 gal (6.9 L)/Water-resistant and removable toolbox: 1.7 gal (6.3 L)/Armrests and cup holders: 0.9 gal (3.5 L)			
	2,500 lb (1134 kg)			
	1,500 lb (680 kg)			1,200 lb (544 kg)
	10.6 gal (40 L)			
	3			
	4.5 in. wide digital display: Speedometer, tachometer, odometer, trip and hour meters, fuel, gear position, ECO/ECO Off/Work modes, seat belt and 4 x 4 indicator, front and rear diff lock indicators, diagnostics, clock, battery voltage, engine temperature			
	12-V (18 amp/h)			12-V (30 amp/h)
	650-W			
	Lighter type DC outlet in console (20-A)			
	140 W lighting output from four 35-W reflectors ensuring a wide visibility and LED tail lights			
	N/A			
	VERSA-PRO bench seat with passenger seats flipping up, underside hooks and contoured bench to improve entrance/exit of the cab			
	Adjustable tilt steering			
	Integrated front steel bumper HMWPE central skid plate			Integrated front steel bumper/HMWPE central skid plate Full doors with electric opening windows/3-position full glass tilt up windshield with wiper/washer kit/rear glass window
	2-in. hitch receiver			





DEFENDER		Limited	XT		X mr	
						
COLOR OPTIONS		Stone Gray Oxford Blue Mossy Oak Break-Up Country Camo	Oxford Blue Timeless Black Stone Gray Mossy Oak Break-Up Country Camo		Liquid Titanium & Magma Red Mossy Oak Break-Up Country Camo	
ENGINES	Type	HD10	HD9	HD10	HD10	
		82 hp / 69 lb-ft, Rotax 976 cc, V-twin, liquid cooled	65 hp/59 lb-ft , Rotax 976 cc, V-twin, liquid cooled	82 hp/69 lb-ft, Rotax 976 cc, V-twin, liquid cooled	82 hp/69 lb-ft, Rotax 976 cc, V-twin, liquid cooled with strategically positioned engine air intake	
	Fuel Delivery System	Intelligent Throttle Control (ITC) with Electronic Fuel Injection (EFI)				
	Transmission	PRO-TORQ CVT Transmission with Quick Response System (QRS), high airflow ventilation and Electronic Drive Belt Protection Extra-L / H / N / R / P			PRO-TORQ CVT Transmission with Quick Response System (QRS), Electronic Drive Belt Protection, lower gearing ratio and high airflow ventilation with strategically positioned CVT air intake and exhaust Extra-L / H / N / R / P	
	Drive Train	Selectable Turf Mode/2WD/4WD with Visco-Lok auto-locking front differential	Selectable Turf Mode/2WD/4WD with Visco-Lok QE auto-locking front differential		Selectable Turf Mode/2WD/4WD TRAIL/4WD MUD with exclusive Smart-Lok* technology.	
	Driving Assistance	Electronic Hill Descent Control, ECO/ECO Off/Work modes				
	Power Steering	Dynamic Power Steering (DPS)				
SUSPENSIONS	Front Suspension	Arched double A-arm with sway bar 10 in. (25.4 cm) travel	Double A-arm 10 in. (25.4 cm) travel	Arched double A-arm 11 in. (27.9 cm) travel	Arched double A-arm with sway bar 10 in. (25.4 cm) travel	
	Front Shocks	Twin tube gas charged shocks				
	Rear Suspension	Arched TTA with external sway bar 10 in. (25.4 cm) travel	TTA with external sway bar 10 in. (25.4 cm) travel	Arched TTA with external sway bar 11 in. (27.9 cm) travel	Arched TTA with external sway bar 10 in. (25.4 cm) travel	
	Rear Shocks	Twin tube gas charged shocks				
TIRES / WHEELS	Front Tires	XPS Trail Force 27 x 9 x 14 in.	XPS Trail Force 27 x 9 x 14 in.	Maxxis Bighorn 2.0 27 x 9 x 14 in.	ITP Cryptid 30 x 9 x 14 in.	
	Rear Tires	XPS Trail Force 27 x 11 x 14 in.	XPS Trail Force 27 x 11 x 14 in.	Maxxis Bighorn 2.0 27 x 11 x 14 in.	ITP Cryptid 30 x 11 x 14 in.	
	Wheels	14 in. cast-aluminum	14 in. cast-aluminum	14 in. cast-aluminum	14 in. cast-aluminum	
BRAKES	Front	Dual 220 mm disc brakes with hydraulic twin-piston calipers				
	Rear	Dual 220 mm disc brakes with hydraulic single-piston calipers				
		Brake holding mechanism				
DIMENSIONS / CAPACITIES	Cage	Profiled cage. ROPS approved				
	Estimated Dry Weight	1,928 lb (874.5 kg)	1,606 lb (728.5 kg)	1,600.6 lb (726 kg)	1,697.6 lb (770 kg)	
	L x W x H	126 x 65 x 79 in. (319 x 165.1 x 201 cm)	125.7 x 62 x 78 in. (319.4 x 157.5 x 198.1 cm)	125.7 x 64 x 80 in. (319.4 x 162.5 x 203.2 cm)	129.4 x 64 x 82 in. (328.6 x 162.6 x 208.3 cm)	
	Wheelbase	83 in. (211.5 cm)				
	Ground Clearance	12 in. (30.5 cm)	11 in. (28 cm)	13 in. (33 cm)	15 in. (38.1 cm)	
	Cargo Box Dimensions	38 x 54.5 x 12 in. (96.5 x 138.4 x 30.5 cm)				
	Cargo Box Capacity	1,000 lb (454 kg)/California only: 600 lb (272.2 kg)				
	Power Tilt Bed	N/A				
	Tailgate Load Capacity	250 lb (113.4 kg)				
	Storage Capacity	Total: 12.7 gal (48.1 L) Waterproof and removable box under passenger seat: 5.6 gal (21 L)/Dash: 2 gal (7.7 L)/Water-resistant and removable toolbox: 1.7 gal (6.3 L)/Under dash: 1.6 gal (6.1 L)/Armrests and cup holders: 0.9 gal (3.5 L)/Interior doors: 0.8 gal (3.4 L)	Total: 16.2 gal (61.3 L) Under dash: 6 gal (22.8 L) Waterproof and removable box under passenger seat: 5.6 gal (21 L) Dash: 2 gal (7.7 L) Water-resistant and removable toolbox: 1.7 gal (6.3 L) Armrests and cup holders: 0.9 gal (3.5 L)			
	Towing Capacity	2,500 lb (1134 kg)				
	Payload Capacity	1,200 lb (544 kg)	1,500 lb (680 kg)			
	Fuel Capacity	10.6 gal (40 L)				
	Person Capacity	3				
FEATURES	Gauge	7.6 in. wide digital display with keypad: Speedometer, tachometer, odometer, trips and hour meters, fuel, gear position, ECO/ECO Off/Work modes, seat belt and 4 x 4 indicator, front and rear diff lock indicators, diagnostics, clock, battery voltage, engine temperature	4.5 in. wide digital display: Speedometer, tachometer, odometer, trip and hour meters, fuel, gear position, ECO/ECO Off/Work modes, seat belt and 4 x 4 indicator, front and rear diff lock indicators, diagnostics, clock, battery voltage, engine temperature		7.6 in. wide digital display with keypad: Speedometer, tachometer, odometer, trips and hour meters, fuel, gear position, ECO/ECO Off/Work modes, seat belt and 4 x 4 indicator, front and rear diff lock indicators, diagnostics, clock, battery voltage, engine temperature	
	Battery	12-V (30 amp/h)			12-V (30 amp/h)	
	Magneto	850-W	650-W			
	Instrumentation	Lighter type DC outlets in the console (10-A) and two lighted USB port in the dash storage (10-A)			Two lighter type DC outlets, one in the console (20-A) and one in the under dash storage (20-A)	
	Lighting	140 W lighting output from four 35-W reflectors ensuring a wide visibility, signature LED and LED tail lights	140 W lighting output from four 35-W reflectors ensuring a wide visibility and LED tail lights		140 W lighting output from four 35-W reflectors ensuring a wide visibility, signature LED and LED tail lights	
	Winch	4,500-lb (2,041 kg) winch with roller fairlead			Relocated 4,500-lb (2,041 kg) winch with synthetic rope and roller fairlead	
	Seat	VERSA-PRO bolster bench seats for additional lateral support with passenger seats flipping up, adjustable driver seat, underside hooks, reinforced seat skin featuring Limited package trims and contoured bench to improve entrance/exit of the cab	VERSA-PRO bolster bench seat for additional lateral support with passenger seats flipping up, adjustable driver seat, underside hooks, reinforced XT seat skin and contoured bench to improve entrance/exit of the cab		VERSA-PRO bolster bench seats for additional lateral support, passenger seats flipping up, adjustable driver seat, underside hooks, reinforced seat skin featuring X package trims and contoured bench to improve entrance/exit of the cab	
	Steering Wheel	Adjustable tilt steering			Adjustable tilt steering	
	Protection	XT front bumper /HMWPE full skid plate/Full hard roof with liner and interior dome light/Full doors with electric opening windows/3-position full glass tilt up windshield with wiper/washer kit/Rear glass window	XT front bumper/HMWPE full skid plate/full hard roof		Heavy-duty front steel bumper/HMWPE full skid plate/Aluminum rock sliders/Mudguards	
	Hitch Type	2-in. hitch receiver				





*Smart-Lok was developed in conjunction with TEAM Industries, a market leader in the drive train industry.
1-year BRP Limited warranty. B.E.S.T. term available up to 30 months.

	MAX		MAX DPS	
				
	Tundra Green		Tundra Green Timeless Black Mossy Oak Break-Up Country Camo	Oxford Blue Timeless Black
	HD7	HD9	HD9	HD10
	52 hp/41 lb-ft, Rotax ACE (Advanced Combustion Efficiency) 650 cc single cylinder, liquid cooled	65 hp/59 lb-ft, Rotax 976 cc, V-twin, liquid cooled	65 hp/59 lb-ft, Rotax 976 cc, V-twin, liquid cooled	82 hp/69 lb-ft, Rotax 976 cc, V-twin, liquid cooled
	Intelligent Throttle Control (ITC) with Electronic Fuel Injection (EFI)			
	PDrive primary CVT with engine braking and Electronic Drive Belt Protection L / H / N / R / P	PRO-TORQ CVT Transmission with Quick Response System (QRS), high airflow ventilation and Electronic Drive Belt Protection Extra-L / H / N / R / P		
	Selectable Turf Mode/2WD/4WD with Visco-Lok auto-locking front differential		Selectable Turf Mode/2WD/4WD with Visco-Lok QE auto-locking front differential	
	Electronic Hill Descent Control, ECO/ECO Off/Work modes			
	N/A		Dynamic Power Steering (DPS)	
	Double A-arm/10 in. (25.4 cm) travel			Arched double A-arm/11 in. (27.9 cm) travel
	Twin tube gas charged shocks			
	TTA with external sway bar 10 in. (25.4 cm) travel		TTA with external sway bar 10 in. (25.4 cm) travel	Arched TTA with external sway bar 11 in. (27.9 cm) travel
	Twin tube gas charged shocks			
	XPS Trail Force 27 x 9 x 14 in. XPS Trail Force 27 x 11 x 14 in. 14 in. cast-aluminum	XPS Trail Force 27 x 9 x 14 in. XPS Trail Force 27 x 11 x 14 in. 14 in. cast-aluminum	XPS Trail Force 27 x 9 x 14 in. XPS Trail Force 27 x 11 x 14 in. 14 in. cast-aluminum	Maxxis Bighorn 2.0 27 x 9 x 14 in. Maxxis Bighorn 2.0 27 x 11 x 14 in. 14 in. cast-aluminum
	Dual 220 mm disc brakes with hydraulic twin-piston calipers			
	Dual 220 mm disc brakes with hydraulic single-piston calipers			
	N/A			
	Profiled cage, ROPS approved			
	1,710 lb (775.6 kg)	1,735 lb (787.1 kg)	1,771 lb (803.2 kg)	1,771.2 lb (803.4 kg)
	153.4 x 63.5 x 76 in. (389.6 x 161.2 x 193 cm)			153.4 x 64 x 77.5 in. (389.6 x 162.5 x 196.9 cm)
	115.5 in. (294 cm)			
	11 in. (28 cm)			12.5 in. (31.8 cm)
	38 x 54.5 x 12 in. (96.5 x 138.4 x 30.5 cm)			
	1,000 lb (454 kg)/California only: 600 lb (272.2 kg)			
	N/A			
	250 lb (113.4 kg)			
	Total: 3.1 gal (11.7 L) Under dash (enclosed pocket): 0.4 gal (1.3 L) Dash: 1.8 gal (6.9 L) Armrests and cup holders: 0.9 gal (3.5 L)		Total: 11.1 gal (42.1 L) Under dash: 6 gal (22.8 L)/Dash: 1.8 gal (6.9 L)/Water-resistant and removable toolbox: 1.7 gal (6.3 L)/Armrests and cup holders: 1.6 gal (6.1 L)	
	2,500 lb (1134 kg)			
	1,750 lb (793,8 kg)			
	10.6 gal (40 L)			
	6			
	4.5 in. wide digital display: Speedometer, tachometer, odometer, trip and hour meters, fuel, gear position, ECO/ECO Off/Work modes, seat belt, diagnostics, clock, battery voltage, engine temperature		4.5 in. wide digital display: Speedometer, tachometer, odometer, trip and hour meters, fuel, gear position, ECO/ECO Off/Work modes, seat belt and 4 x 4 indicator, front and rear diff lock indicators, diagnostics, clock, battery voltage, engine temperature	
	12-V (18 amp/h)			
	650-W			
	Lighter type DC outlet in console (20-A)			
	140 W lighting output from four 35-W reflectors ensuring a wide visibility and LED tail lights			
	N/A			
	Dual VERSA-PRO bench seats with passenger seats flipping up, underside hooks and contoured bench to improve entrance/exit of the cab			
	Adjustable tilt steering			
	Integrated front steel bumper HMWPE central skid plate			
	2-in. hitch receiver			

DEFENDER		MAX XT		MAX Lone Star	
					
COLOR OPTIONS		Oxford Blue Stone Gray Mossy Oak Break-Up Country Camo		Night Black	
ENGINES	Type	HD9	HD10	HD10	
		65 hp/59 lb-ft, Rotax 976 cc, V-twin, liquid cooled	82 hp/69 lb-ft, Rotax 976 cc, V-twin, liquid cooled	82 hp/69 lb-ft, Rotax 976 cc, V-twin, liquid cooled	
	Fuel Delivery System	Intelligent Throttle Control (ITC) with Electronic Fuel Injection (EFI)			
	Transmission	PRO-TORQ CVT Transmission with Quick Response System (QRS), high airflow ventilation and Electronic Drive Belt Protection. Extra-L / H / N / R / P			
	Drive Train	Selectable Turf Mode/2WD/4WD with Visco-Lok QE auto-locking front differential			
	Driving Assistance	Electronic Hill Descent Control, ECO/ECO Off/Work modes			
	Power Steering	Dynamic Power Steering (DPS)			
SUSPENSIONS	Front Suspension	Double A-arm/10 in. (25.4 cm) travel	Arched double A-arm/11 in. (27.9 cm) travel	Arched double A-arm with sway bar/10 in. (25.4 cm) travel	
	Front Shocks	Twin tube gas charged shocks			
	Rear Suspension	TTA with external sway bar 10 in. (25.4 cm) travel	Arched TTA with external sway bar 11 in. (27.9 cm) travel	Arched TTA with external sway bar 10 in. (25.4 cm) travel	
	Rear Shocks	Twin tube gas charged shocks			
TIRES/ WHEELS	Front Tires Rear Tires Wheels	XPS Trail Force 27 x 9 x 14 in. XPS Trail Force 27 x 11 x 14 in. 14 in. cast-aluminum	Maxxis Bighorn 2.0 27 x 9 x 14 in. Maxxis Bighorn 2.0 27 x 11 x 14 in. 14 in. cast-aluminum	Maxxis Bighorn 2.0 28 x 9 x 14 in. Maxxis Bighorn 2.0 28 x 11 x 14 in. 14 in. cast-aluminum	
BRAKES	Front	Dual 220 mm disc brakes with hydraulic twin-piston calipers			
	Rear	Dual 220 mm disc brakes with hydraulic twin-piston calipers			
		Brake holding mechanism			
DIMENSIONS / CAPACITIES	Cage	Profiled cage. ROPS approved			
	Estimated Dry Weight	1,902 lb (862.7 kg)	1,902.6 lb (863 kg)	1,929 lb (875 kg)	
	L x W x H	158.3 x 63.5 x 76 in. (402 x 161.2 x 193 cm)	158.3 x 64 x 79.5 in. (402 x 162.5 x 202 cm)	158.9 x 65 x 79.9 in. (403.6 x 165.1 x 203.1 cm)	
	Wheelbase	115.5 in. (294 cm)			
	Ground Clearance	11 in. (28 cm)	12.5 in. (31.8 cm)	13 in. (33 cm)	
	Cargo Box Dimensions	38 x 54.5 x 12 in. (96.5 x 138.4 x 30.5 cm)			
	Cargo Box Capacity	1,000 lb (454 kg)/California only: 600 lb (272.2 kg)		1,000 lb (454 kg)	
	Power Tilt Bed	N/A	N/A	N/A	
	Tailgate Load Capacity	250 lb (113.4 kg)			
	Storage Capacity	Total: 16.9 gal (63.9 L) Under dash: 6 gal (22.8 L)/Waterproof and removable box under passenger seat: 5.6 gal (21 L) Dash: 2 gal (7.7 L)/Water-resistant and removable toolbox: 1.7 gal (6.3 L) Armrests and cup holders: 1.6 gal (6.1 L)			
	Towing Capacity	2,500 lb (1134 kg)			
	Payload Capacity	1,750 lb (793.8 kg)		1,730 lb (785 kg)	
	Fuel Capacity	10.6 gal (40 L)			
	Person Capacity	6			
FEATURES	Gauge	4.5 in. wide digital display: Speedometer, tachometer, odometer, trip and hour meters, fuel, gear position, ECO/ECO Off/Work modes, seat belt and 4 x 4 indicator, front and rear diff lock indicators, diagnostics, clock, battery voltage, engine temperature		7.6 in. wide digital display with keypad: Speedometer, tachometer, odometer, trips and hour meters, fuel, gear position, ECO/ECO Off/Work modes, seat belt and 4x4 indicator, front and rear diff lock indicators, diagnostics, clock, battery voltage, engine temperature	
	Battery	12-V (30 amp/h)			
	Magneto	650-W			
	Instrumentation	Lighter type DC outlets in the console (10-A) and two lighted USB port in the dash storage (10-A)			
	Lighting	140 W lighting output from four 35-W reflectors ensuring a wide visibility and LED tail lights		140 W lighting output from four 35-W reflectors ensuring a wide visibility, signature LED and LED tail lights	
	Winch	4,500-lb (2,041 kg) winch with roller fairlead			
	Seat	Dual VERSA-PRO bolster bench seats for additional lateral support with passenger seats flipping up, adjustable driver seat, underside hooks, reinforced XT seat skin and contoured bench to improve entrance/exit of the cab		Dual VERSA-PRO bolster bench seats for additional lateral support with passenger seats flipping up, adjustable driver seat, underside hooks, reinforced seat skin featuring Lone Star package trims and contoured bench to improve entrance/exit of the cab	
	Steering Wheel	Adjustable tilt steering			
	Protection	XT front bumper HMWPE full skid plate 2-piece full hard roof		Heavy-duty front steel bumper HMWPE full skid plate 2-piece full hard roof Aluminum rock sliders	
	Hitch Type	2-in. hitch receiver			

*Smart-Lok was developed in conjunction with TEAM Industries, a market leader in the drive train industry.
1-year BRP Limited warranty. B.E.S.T. term available up to 30 months.

	MAX Limited	MAX X mr	6x6 DPS	6x6 XT
				
	Stone Gray Oxford Blue Mossy Oak Break-Up Country Camo	Mossy Oak Break-Up Country Camo Liquid Titanium & Magma Red	White Mossy Oak Break-Up Country Camo	Oxford Blue
	HD10	HD10	HD10	HD10
	82 hp/69 lb-ft, Rotax 976 cc, V-twin, liquid cooled	82 hp/69 lb-ft, Rotax 976 cc, V-twin, liquid cooled with strategically positioned engine air intake	82 hp/69 lb-ft, Rotax 976 cc, V-twin, liquid cooled	82 hp/69 lb-ft, Rotax 976 cc, V-twin, liquid cooled
	Intelligent Throttle Control (ITC) with Electronic Fuel Injection (EFI)			
	PRO-TORQ CVT Transmission with Quick Response System (QRS), high airflow ventilation and Electronic Drive Belt Protection Extra-L / H / N / R / P	PRO-TORQ CVT Transmission with Quick Response System (QRS), Electronic Drive Belt Protection, lower gearing ratio and high airflow ventilation with strategically positioned CVT air intake and exhaust Extra-L / H / N / R / P	PRO-TORQ CVT Transmission with Quick Response System (QRS), high airflow ventilation and Electronic Drive Belt Protection Extra-L / H / N / R / P	
	Selectable Turf Mode/2WD/4WD with Visco-Lok auto-locking front differential	Selectable Turf Mode/2WD/4WD TRAIL/4WD MUD with exclusive Smart-Lok* technology.	Selectable 4WD/6WD with Visco-Lok QE auto-locking front differential	
	Electronic Hill Descent Control, ECO/ECO Off/Work modes			
	Dynamic Power Steering (DPS)			
	Arched double A-arm with sway bar/10 in. (25.4 cm) travel		Arched double A-arm/11 in. (27.9 cm) travel	
	Twin tube gas charged shocks			
	Arched TTA with external sway bar 10 in. (25.4 cm) travel	Arched TTA 10 in. (25.4 cm) travel	Arched TTA with external sway bar 11 in. (27.9 cm) travel	
	Twin tube gas charged shocks		Twin tube gas charged shocks	
	XPS Trail Force 27 x 9 x 14 in. XPS Trail Force 27 x 11 x 14 in. 14 in. cast-aluminum	ITP Cryptid 30 x 9 x 14 in. ITP Cryptid 30 x 11 x 14 in. 14 in. cast-aluminum	Maxxis Bighorn 2.0 27 x 9 x 14 in. Maxxis Bighorn 2.0 27 x 11 x 14 in. 14 in. cast-aluminum	Maxxis Bighorn 2.0 27 x 9 x 14 in. Maxxis Bighorn 2.0 27 x 11 x 14 in. 14 in. cast-aluminum
	Dual 220 mm disc brakes with hydraulic twin-piston calipers			
	Dual 220 mm disc brakes with hydraulic twin-piston calipers			
	Brake holding mechanism	Brake holding mechanism	N/A	Brake holding mechanism
	Profiled cage. ROPS approved			
	2,337 lb (1060 kg)	1,999 lb (907.7 kg)	1,945 lb (882 kg)	2,077 lb (942 kg)
	158 x 65 x 79 in (402 x 165.1 x 201 cm)	161.9 x 64 x 82 in. (411.2 x 162.6 x 208.3 cm)	154.1 x 64 x 78 (391.5 x 162.5 x 198.1 cm)	159.7 x 64 x 80 (405.7 x 162.5 x 203.3 cm)
	115.5 in. (294 cm)	115.5 in. (294 cm)		
	12 in. (30.5 cm)	15 in. (38.1 cm)	13 in. (33 cm)	
	38 x 54.5 x 12 in. (96.5 x 138.4 x 30.5 cm)		72 x 54.5 x 10 in. (180.3 x 138.4 x 25.4 cm)	
	1,000 lb (454 kg)/California only: 600 lb (272.2 kg)			
	N/A	N/A	N/A	Hydraulic power tilt bed
	250 lb (113.4 kg)			
	Total: 12.7 gal (48.1 L) Waterproof and removable box under passenger seat: 5.6 gal (21 L)/Dash: 2 gal (7.7 L)/Water-resistant and removable toolbox: 1.7 gal (6.3 L)/Under dash: 1.6 gal (6.1 L)/Armrests and cup holders: 0.9 gal (3.5 L)/Interior doors: 0.8 gal (3.4 L)	Total: 16.9 gal (63.9 L) Under dash: 6 gal (22.8 L)/Waterproof and removable box under passenger seat: 5.6 gal (21 L) Dash: 2 gal (7.7 L)/ Water-resistant and removable toolbox: 1.7 gal (6.3 L)/ Armrests and cup holders: 1.6 gal (6.1 L)	Total: 10.4 gal (39.5 L) Under dash: 6 gal (22.8 L)/Dash: 1.8 gal (6.9 L) Water-resistant and removable toolbox: 1.7 gal (6.3 L) Armrests and cup holders: 0.9 gal (3.5 L)	Total: 16.9 gal (63.9 L) Under dash: 6 gal (22.8 L)/Waterproof and removable box under passenger seat: 5.6 gal (21 L)/Dash: 2 gal (7.7 L)/Water-resistant and removable toolbox: 1.7 gal (6.3 L)/Armrests and cup holders: 1.6 gal (6.1 L)
	2,500 lb (1134 kg)		3,000 lb (1360.8 kg)	
	1,300 lb (590 kg)	1,630 lb (739 kg)	1,700 lb (771 kg)	1,570 lb (712kg)
	10.6 gal (40 L)			
	6	6	3	
	7.6 in. wide digital display with keypad: Speedometer, tachometer, odometer, trips and hour meters, fuel, gear position, ECO/ECO Off/Work modes, seat belt and 4 x4 indicator, front and rear diff lock indicators, diagnostics, clock, battery voltage, engine temperature	7.6 in. wide digital display with keypad: Speedometer, tachometer, odometer, trips and hour meters, fuel, gear position, ECO/ECO Off/Work modes, seat belt and 4 x4 indicator, front and rear diff lock indicators, diagnostics, clock, battery voltage, engine temperature	4.5 in. wide digital display: Speedometer, tachometer, odometer, trip and hour meters, fuel, gear position, ECO/ECO Off/Work modes, seat belt and 4 x 4 indicator, front and rear diff lock indicators, diagnostics, clock, battery voltage, engine temperature	
	12-V (30 amp/h)			
	850-W	650-W		
	Lighter type DC outlets in the console (10-A) and two lighted USB port in the dash storage (10-A)		Lighter type DC outlet in console (20-A)	
	140 W lighting output from four 35-W reflectors ensuring a wide visibility, signature LED and LED tail lights		140 W lighting output from four 35-W reflectors ensuring a wide visibility and LED tail lights	
	4,500-lb (2,041 kg) winch with roller fairlead	Relocated 4,500-lb (2,041 kg) winch with synthetic rope and roller fairlead	N/A	4,500-lb (2,041 kg) winch with roller fairlead
	Dual VERSA-PRO bolster bench seats for additional lateral support with passenger seats flipping up, adjustable driver seat, underside hooks, reinforced seat skin featuring Limited package trims and contoured bench to improve entrance/exit of the cab	Dual VERSA-PRO bolster bench seats for additional lateral support, passenger seats flipping up, adjustable driver seat, underside hooks, reinforced seat skin featuring X package trims and contoured bench to improve entrance/exit of the cab	VERSA-PRO bench seat with passenger seats flipping up, underside hooks and contoured bench to improve entrance/exit of the cab	VERSA-PRO bolster bench seats for additional lateral support with passenger seats flipping up, adjustable driver seat, underside hooks, reinforced XT seat skin and contoured bench to improve entrance/exit of the cab
	Adjustable tilt steering			
	XT front bumper/HMWPE full skid plate/Full hard roof with liner and interior dome light/Full doors with electric opening windows in front/3-position full glass tilt up windshield with wiper/washer kit/Rear glass window	Heavy-duty front steel bumper HMWPE full skid plate Aluminum rock sliders Mudguards	Integrated front steel bumper HMWPE central skid plate	XT front bumper HMWPE full skid plate Full hard roof
	2-in hitch receiver			

DEFENDER		PRO DPS	PRO XT	PRO Lone Star	PRO Limited
					
COLOR OPTIONS		White Mossy Oak Break-Up Country Camo	Oxford Blue Timeless Black	Night Black	Oxford Blue Stone Gray
ENGINES	Type	HD10 82 hp/69 lb-ft, Rotax 976 cc, V-twin, liquid cooled	HD10 82 hp/69 lb-ft, Rotax 976 cc, V-twin, liquid cooled	HD10 82 hp/69 lb-ft, Rotax 976 cc, V-twin, liquid cooled	HD10 82 hp/69 lb-ft, Rotax 976 cc, V-twin, liquid cooled
	Fuel Delivery System	Intelligent Throttle Control (ITC) with Electronic Fuel Injection (EFI)			
	Transmission	PRO-TORQ CVT Transmission with Quick Response System (QRS), high airflow ventilation and Electronic Drive Belt Protection. Extra-L / H / N / R / P			
	Drive Train	Selectable Turf Mode/2WD/4WD with Visco-Lok QE auto-locking front differential			
	Driving Assistance	Electronic Hill Descent Control, ECO/ECO Off/Work modes			
	Power Steering	Dynamic Power Steering (DPS)			
	SUSPENSIONS	Front Suspension	Arched double A-arm/11 in. (27.9 cm) travel		Arched double A-arm with sway bar/10 in. (25.4 cm) travel
Front Shocks		Twin tube gas charged shocks			
Rear Suspension		Arched TTA with external sway bar/11 in. (27.9 cm) travel		Arched TTA with external sway bar/10 in. (25.4 cm) travel	
Rear Shocks		Twin tube gas charged shocks			
TIRES/ WHEELS	Front Tires Rear Tires Wheels	Maxxis Bighorn 2.0 28 x 9 x 14 in. Maxxis Bighorn 2.0 28 x 11 x 14 in. 14-in. cast-aluminum	Maxxis Bighorn 2.0 28 x 9 x 14 in. Maxxis Bighorn 2.0 28 x 11 x 14 in. 14-in. cast-aluminum	Maxxis Bighorn 2.0 28 x 9 x 14 in. Maxxis Bighorn 2.0 28 x 11 x 14 in. 14-in. cast-aluminum	Maxxis Bighorn 2.0 28 x 9 x 14 in. Maxxis Bighorn 2.0 28 x 11 x 14 in. 14-in. cast-aluminum
	BRAKES	Front	Dual 220 mm disc brakes with hydraulic twin-piston calipers		
Rear		Dual 220 mm disc brakes with hydraulic twin-piston calipers			
		N/A	Brake holding mechanism		
DIMENSIONS / CAPACITIES	Cage	Profiled cage. ROPS approved			
	Estimated Dry Weight	1,833 lb (831.5 kg)	1,960 lb (889 kg)	1,995 lb (905 kg)	2,360 lb (1,070.5 kg)
	L x W x H	154.1 x 64 x 78 in. (391.5 x 162.5 x 198.1 cm)	159.7 x 64 x 80 in. (405.7 x 162.5 x 203.3 cm)	160.6 x 65 x 80 in. (407.2 x 165.1 x 203.3 cm)	159.7 x 65 x 79.5 in. (405.7 x 165.1 x 202.1 cm)
	Wheelbase	115.5 in. (294 cm)			
	Ground Clearance	13 in. (33 cm)			12.5 in. (31.8 cm)
	Cargo Box Dimensions	72 x 54.5 x 10 in. (180,3 x 138.4 x 25.4 cm)			
	Cargo Box Capacity	1,000 lb (454 kg)/California only: 600 lb (272.2 kg)			
	Power Tilt Bed	N/A	Hydraulic power tilt bed		
	Tailgate Load Capacity	250 lb (113.4 kg)			
	Storage Capacity	Total: 94 gal (356 L) Under dash: 6 gal (22.8 L)/Dash: 1.8 gal (6.9 L)/ Water-resistant and removable toolbox: 1.7 gal (6.3 L)/Armrests and cup holders: 0.9 gal (3.5 L)/Lower box storage 83.6 gal (316.5 L)	Total: 100.5 gal (380.4 L) Under dash: 6 gal (22.8 L)/Waterproof and removable box under passenger seat: 5.6 gal (21 L)/Dash: 2 gal (7.7 L) Water-resistant and removable toolbox: 1.7 gal (6.3 L)/Armrests and cup holders: 1.6 gal (6.1 L)/Lower box storage 83.6 gal (316.5 L)		
	Towing Capacity	2,500 lb (1134 kg)			
	Payload Capacity	1,700 lb (771 kg)		1,650 lb (748 kg)	1,360 lb (617 kg)
	Fuel Capacity	10.6 gal (40 L)			
	Person Capacity	3	3	3	3
FEATURES	Gauge	4.5 in. wide digital display: Speedometer, tachometer, odometer, trip and hour meters, fuel, gear position, ECO/ECO Off/Work modes, seat belt and 4 x 4 indicator, front and rear diff lock indicators, diagnostics, clock, battery voltage, engine temperature		7.6 in. wide digital display with keypad: Speedometer, tachometer, odometer, trips and hour meters, fuel, gear position, ECO/ECO Off/Work modes, seat belt and 4 x 4 indicator, front and rear diff lock indicators, diagnostics, clock, battery voltage, engine temperature	
	Battery	12-V (18 amp/h)	12-V (30 amp/h)		
	Magneto	650-W			850-W
	Instrumentation	Lighter type DC outlet in console (20-A)	Lighter type DC outlets in the console (10-A) and two lighted USB port in the dash storage (10-A)		
	Lighting	140 W lighting output from four 35-W reflectors ensuring a wide visibility and LED tail lights		140 W lighting output from four 35-W reflectors ensuring a wide visibility, signature LED and LED tail lights	
	Winch	N/A	4,500-lb (2,041 kg) winch with roller fairlead		
	Seat	VERSA-PRO bench seat with passenger seats flipping up, underside hooks and contoured bench to improve entrance/exit of the cab	VERSA-PRO bolster bench seats for additional lateral support with passenger seats flipping up, adjustable driver seat, underside hooks, reinforced XT seat skin and contoured bench to improve entrance/exit of the cab	VERSA-PRO bolster bench seats for additional lateral support with passenger seats flipping up, adjustable driver seat, underside hooks, reinforced seat skin featuring Lone Star package trims and contoured bench to improve entrance/exit of the cab	VERSA-PRO bolster bench seats for additional lateral support with passenger seats flipping up, adjustable driver seat, underside hooks, reinforced seat skin featuring Limited package trims and contoured bench to improve entrance/exit of the cab
	Steering Wheel	Adjustable tilt steering			
	Protection	Integrated front steel bumper HMWPE central skid plate	XT front bumper HMWPE full skid plate Full hard roof	Heavy-duty front steel bumper HMWPE full skid plate Full hard roof Aluminum rock sliders	XT front bumper/HMWPE full skid plate Full hard roof with liner and interior dome light/Full doors with electric opening windows/3-position full glass tilt up windshield with wiper/washer kit/Rear glass window/Panoramic mirror
	Hitch Type	2-in. hitch receiver			

ACCESSORIES



ACCESSORIES

Roofs	20	Lights	42
Cabs	21	Audio & Communication Systems	45
Windshields & Mirrors	22	Electronic Accessories	46
Doors	24	Winches & Hitches	49
Rear Wind Protection	25	Seats	52
Aluminum Skid Plates	26	Performance	53
Bumpers & Guards	27	Apache Track Systems	56
LinQ®: Easy On, Easy Off Cargo	31	ProMount Plows	58
Cargo & Storage	36	Covers & Add-Ons	62
Racks & Holders	39	Tires & Rims	62



MAKE ALL WORK LIGHT WORK.



FIT AND COMPATIBILITY

For us, innovation is a no-brainer. All our accessories work together, right out of the box. So take your pick. Then pick some more.



STYLE AND VISION

We've upped the ante when it comes to accessories. Not just designed to look good, but perform right for real riders. All killer, no filler.



QUALITY AND RELIABILITY

Our Can-Am accessories are made right the first time. And to top it off we threw in a 1-year warranty. You're welcome. Install them yourself or at an authorized dealer.

BRP 1-YEAR LIMITED WARRANTY*

For new Can-Am accessories, genuine parts, and co-branded products sold through BRP. Includes items installed by you or an authorized BRP dealer.

can-am

*Use other than which the product is designed for will void the product limited warranty. Other exclusions may apply, the warranty is subject to the exclusions, limitations of liabilities and all other terms and conditions of BRP's standard limited warranty. See complete limited warranty or contact your Can-Am Off-Road authorized dealer. Applies only to BRP-made products or co-branded products made by currently accredited BRP partners. Purchased at an authorized BRP dealership/distributor or from a BRP-authorized online store. Unless otherwise stipulated or required by law. This limited warranty does not apply to factory installed accessories. This limited warranty does not apply on Evinrude parts and accessories. This limited warranty is effective as of March 1, 2016.

ROOFS

Sport Roof



Defender
Defender MAX

715002430
715003038

- Robust injection-molded polypropylene construction.
- Provides added protection for rider and passenger from the elements.

Deluxe Sport Roof

(Not illustrated)

Defender
Defender MAX

715002511
715003039

- Complete roof kit provides extra driver and passenger protection and also diminishes noise within the cab.
- Perfect fit and finish thanks to the seal kit and the liners included.
- Rear Roof Liner is not compatible with Soft Rear Panel.

Includes
- Sport Roof
- Sport Roof Seal Kit
- Front Roof Liner
- Rear Roof Liner

Sport Roof Seal Kit

(Not illustrated)

Defender
Defender MAX

715003126
715003583

- Necessary when installing individual cab components with Sport Roof or when installing the Front and Rear Roof Liners.

Bimini Roof with Sun Visor



Defender
Defender MAX

■ **715003418** • Black
■ **715003030** • Black

- Heavy-duty canvas made of UV-resistant polyester.
- Soft Top comes with a hard visor that allows for storage of rolled-up soft top and mounting of Light Rack.
- Quick and easy installation.
- Defender 2 & up: not compatible for use with soft and rigid full doors.

Front Roof Liner



Defender, Defender MAX

71508226

- Vehicle enhancement.
- Integrates seamlessly with roof-mounted light switch.
- Required for installation of roof-mounted lights and audio systems.
- Allows a better integration of Windshield Wiper and Washer Kit.
- Seal kit necessary when installing with Sport Roof.

Rear Roof Liner



Defender†
Defender MAX‡ (Not illustrated)

715006334
715006391





- Quick and easy vehicle enhancement.
- Allows better integration of other accessories installed on the roof.
- Seal Kit necessary when installing with Sport Roof.

†Needs to be installed with Sport Roof (715002430).

‡Needs to be installed with Sport Roof (715003038).

CABS

HARD CABS

Cab Enclosure	Defender XT	715006333
	<ul style="list-style-type: none"> ▪ Rigid cab enclosure ideal for Defender XT vehicles that come stock with a roof, but also fits on Base and DPS models with the addition of a roof. ▪ Offers good driver and passenger protection from the elements. ▪ Rear Wind Protection Installation Seal Kit (715006705) is required for installation on 2020 Defender models. 	<ul style="list-style-type: none"> ▪ Included: <ul style="list-style-type: none"> - Flip Glass Windshield. - Full Doors with Power Windows. - Rear Window. - Insulation Acoustic Kit. - Window Harness. - Roof Power Cable Kit. - Hard Enclosure Roof Seal Kit.
Clear Rigid Cab	Defender 2020 and up (except X mr models) Defender MAX	715007269 715007270
	<p>Includes:</p> <ul style="list-style-type: none"> - Front Clear Rigid Doors - Sport Roof - Flip Glass Windshield - Rear Polycarbonate Window - Sport Roof Seal Kit 	
Premium Rigid Cab Enclosure	Defender (except X mr models)	715008607 715006330 Rear Glass Window with Sliding Panel
	<ul style="list-style-type: none"> ▪ Provides driver and passenger with the best protection from the elements and the cold, and features the most complete top-of-the-line accessories our product lineup has to offer. 	<ul style="list-style-type: none"> ▪ Includes: <ul style="list-style-type: none"> - Deluxe Sport Roof Kit - Flip Glass Windshield with Wiper and Washer Kit - Full Doors with Power Windows - Rear Glass Window - Thermal Insulation Kit - Wiper and Powered Windows Cable - Roof Power Cable - Rigid Cab Seal Kit.
Premium Rigid Cab Enclosure	Defender MAX (except X mr models)	715008608 715006332 Rear Glass Window with Sliding Panel
	<ul style="list-style-type: none"> ▪ Provides driver and passenger with the best protection from the elements and the cold, and features the most complete top-of-the-line accessories our product lineup has to offer. 	<ul style="list-style-type: none"> ▪ Includes: <ul style="list-style-type: none"> - Deluxe Sport Roof Kit - Flip Glass Windshield with Wiper and Washer Kit - Full Doors with Power Windows - Rear Glass Window - Thermal Insulation Kit - Rear Full Doors - Wiper and Powered Windows Cable - Roof Power Cable - Rigid Cab Seal Kit.
SOFT CABS		
Hybrid Cab Enclosure (Not illustrated)	Defender Defender MAX	715008063 715008064
	<p>Included:</p> <ul style="list-style-type: none"> - Sport Roof. - Full Windshield - Hardcoated. 	<ul style="list-style-type: none"> - Soft Doors. - Rear Polycarbonate Window.
Cab Insulation Kit (Not illustrated)	Defender (2019 & prior)	715004911
	<ul style="list-style-type: none"> ▪ Neoprene insulation kit: A must for cold riding conditions. ▪ Helps keep the cold outside the cabin and the heat inside when the vehicle is equipped with a complete cab enclosure (soft or rigid). ▪ Standard on XT Cab models 2018 and up. 	

WINDSHIELDS & MIRRORS

WINDSHIELDS

Powerflip Windshield

Defender, Defender MAX

715003885

- The PowerFlip Windshield is equipped with electric cylinders that allow the rider to adjust the windshield opening at the touch of a button.
- Windshield is made of hardcoated polycarbonate with a rubber seal contour and a tinted top section.
- Allows you to quickly adapt to changing conditions by adjusting the windshield as you go.
- Can be fully opened for optimal visibility and ventilation, fully closed for maximum protection from the elements, and in between, you have an infinite number of opening possibilities depending on protection, visibility and air flow preferences.
- Compatible with Can-Am roofs and windshield wiper and washer kit.
- Not EC compliant.

Flip Glass Windshield

Defender, Defender MAX

715002942

- Curved and laminated glass full windshield in metal frame.
- Provides excellent optical clarity.
- Seals firmly against the cage and protects rider and passenger from the elements while allowing for controlled air flow.
- 3-position flip can be set at fully closed, ¼ open, or fully open.
- Gas-shock-assisted operation and pivots on 2 hinges located at the top of the windshield.
- Ideal for muddy conditions.
- Can be used with Windshield Wiper & Washer Kit (715001638).
- Not EC compliant.

Flip Glass Windshield With Wiper & Washer Kit

Defender, Defender MAX

715002441

- Curved and laminated glass full windshield in metal frame.
- Provides excellent optical clarity.
- Seals firmly against the cage and protects rider and passenger from the elements while allowing for controlled air flow.
- Flip windshield can be set fully closed or fully open according to your preference.
- Ideal for muddy conditions.
- Gas-shock-assisted operation and pivots on 2 hinges located at the top of the windshield.
- Single-speed wiper with washer fluid dispenser.
- Requires Wiper & Power Cable (710004462) and Power Cable (715003094).
- Not EC compliant.

Windshield Wiper & Washer Kit

Defender, Defender MAX

715001638

- An ideal way to keep your windshield clear in rain, or while riding through mud and water.
- Includes single-speed wiper, washer fluid dispenser and windshield frame mount.
- Must be used with the Glass Windshield (715001303), Flip Glass Windshield (715002942) or Power Flip Windshield (715003885).
- Requires Wiper & Power Windows Cable (710004462) and Power Cable (715003094).
- Not EC compliant.

Wiper & Power Windows Cable

(Not illustrated)

Defender, Defender MAX

710004462









- Required to install Full Doors with Power Windows (715006331) and/or Windshield Wiper & Washer Kit (715001638).
- Necessary if you want to build your own cab enclosure from modular components.

Flip Windshield – Hardcoated

Defender, Defender MAX

715002442

- High-impact-resistant Makrolon¹ hardcoated polycarbonate full windshield in metal frame.
- Provides excellent optical clarity and better abrasion resistance.
- Seals firmly against the cage and protects rider and passenger from the elements while allowing for controlled air flow.
- 3-position flip can be set at fully closed, ¼ open, or fully open.
- Gas-shock-assisted operation.
- Ideal for muddy conditions.

Glass Windshield	Defender, Defender MAX	715001303
	<ul style="list-style-type: none"> Curved and laminated glass full windshield in metal frame. Seals firmly against the cage and protects rider and passenger from the elements while providing excellent optical clarity. 	<ul style="list-style-type: none"> Must be used with Windshield Wiper & Washer Kit (715001638) to maintain clear visibility during severe riding conditions. Not EC compliant.
Full Windshield – Hardcoated	Defender, Defender MAX	715002432
	<ul style="list-style-type: none"> High-impact-resistant Makrolon[†] hardcoated polycarbonate full windshield. Provides excellent optical clarity and better abrasion resistance. Protects driver and passenger from the elements. Quick and easy tool-less installation or removal. 	
Full Windshield	Defender, Defender MAX	715002431
	<ul style="list-style-type: none"> High-impact-resistant durable polycarbonate full windshield. Formulated to be non-yellowing, non-crazing, non-cracking with excellent UV resistance and optical clarity. 	<ul style="list-style-type: none"> Protects driver and passenger from the elements. Quick and easy tool-less installation or removal.
Half Windshield	Defender, Defender MAX	715002433
	<ul style="list-style-type: none"> High-impact-resistant durable polycarbonate half windshield. Formulated to be non-yellowing, non-crazing, non-cracking with excellent UV resistance and optical clarity. Protects driver and passenger from the elements. 	<ul style="list-style-type: none"> Features reverse angle lip to deflect air flow. Quick and easy tool-less installation or removal. Not compatible with Soft Doors.
ProVent Windshield	Defender, Defender MAX	715005276
	<ul style="list-style-type: none"> High-impact-resistant Quantum hardcoated polycarbonate full windshield. Optimal performance with Full Cab Enclosure. Controllable vents to manage air flow. Channels air into the cabin, defogs windshield, fully closes to eliminate air flow. 	<ul style="list-style-type: none"> 2 lower vents and one upper vent (pre-filter installed). Provides excellent optical clarity and better abrasion resistance. Protects driver and passenger from the elements. Quick and easy tool-less installation or removal. Not compatible with wiper kits.
Side Wind Deflectors	Defender, Defender MAX	715005081
	<ul style="list-style-type: none"> Clear polycarbonate air deflectors mount on each side of the cage. Not compatible with Full Doors. Sold in pairs. Compatible with all windshields. 	<ul style="list-style-type: none"> Can be adjusted at three different positions for cabin air flow control when a full windshield is installed: <ol style="list-style-type: none"> 1. Outside deflection to reduce cabin air flow and turbulence. 2. Inside deflection to increase air flow in the cabin. 3. Windshield ventilation to reduce fog.
Side Mirror	Defender, Defender MAX	715002459
	<ul style="list-style-type: none"> Molded heavy-duty aluminum mirror. Stays in place on rough trails. Ball-joint design for steady multi-angle adjustment and outstanding vision. Can be used with or without roof, windshield or door. 	<ul style="list-style-type: none"> Not for road use. Fits either side. Sold individually.
Panoramic Center Mirror	Defender, Defender MAX	715003638
	<ul style="list-style-type: none"> Wide-angle convex mirror. Offers enhanced visibility. Can be used with or without roof or windshield and with cab enclosures. 	

DOORS

Front Full Doors with Power Windows

Defender, Defender MAX 2022

715006331

- Made from robust high-density polyethylene.
- Offer excellent protection from the elements.
- Easy to remove on hot and sunny days.
- Lockable doors with convenient integrated storage areas.
- Doors' curved design provides even more room.
- Rear-hinge wide opening for ease of ingress/egress in the cockpit.
- Power window delivers added ventilation.
- Compatible with all BRP windshields.
- Require Wiper & Power Windows Cable (710004462), Roof Power Cable (715003094) and Seal Kit (715003126).

Rear Full Doors

Defender MAX 2022

715006329

- Made from robust high-density polyethylene.
- Offer excellent protection from the elements.
- Easy to remove on hot and sunny days.
- Lockable doors with convenient integrated storage areas.
- Curved design provides even more room.
- Rear hinge opens wide for ease of ingress/egress in the cockpit.
- Pop-out window delivers added ventilation.
- Require Front Doors (715006331), Wiper and Power Windows Cables (710004462), Power Cable (715003094) and Sport Roof Seal Kit (715003583).

Half Doors

Defender (2 doors)

715006314

Defender MAX (4 doors)

715006316

- Half doors made of plastic.
- Metal frame for a higher level of fit and finish and rigidity.
- Rear hinge wide opening for ease of ingress/egress in the cockpit.
- Interior pockets and liners for more protection.

Soft Doors

Defender (2 doors)

715008059

Defender MAX (on models 2018 & prior, models 2021 & up)

715006318

- Bestop designed soft doors for Can-Am Defender.
- Weather-resistant soft doors reinforced with steel frame offer good protection from the elements.
- Made of heavy-duty UV-resistant canvas for excellent resistance to tear and abrasion.
- Rear hinge wide opening for ease of ingress/egress.
- Zip-down windows made of laminated polished vinyl material for added ventilation.
- Easily removable on hot sunny days.
- Compatible with roofs and mirrors.
- Soft Door Installation Kit (715006238 / 2X for MAX) is required for installation of 2019 & prior doors, on 2020 Defender models.

Front Clear Rigid Doors

Defender, Defender MAX 2020 and up (except Xmr models)

715006261

- Sturdy and compact steel-frame doors for a robust yet open field of view.
- Lower hardcoated polycarbonate transparent panel maximizes visibility around your unit.
- Upper portion composed of two tempered-glass sliding windows for unmatched air circulation and versatility.
- EC- and ROHVA-compliant for optimal safety, allowing you to remove the stock side protection bar for increased cabin space.
- Sealed contour allows for improved rider comfort in all weather.
- Lockable doors for peace of mind.

Rear Clear Rigid Doors

Defender MAX 2020 and up (except Xmr models)

715006262

- Sturdy and compact steel-frame doors for a robust yet open field of view.
- Lower hardcoated polycarbonate transparent panel maximizes visibility around your unit.
- Upper portion composed of two tempered-glass sliding windows for unmatched air circulation and versatility.
- EC- and ROHVA-compliant for optimal safety, allowing you to remove the stock side protection bar for increased cabin space.
- Sealed contour allows for improved rider comfort in all weather.
- Lockable doors for peace of mind.

REAR WIND PROTECTION

Rear Glass Window with Sliding Panel

Defender, Defender MAX (except X mr models)

715007080



- Made of high-strength tempered glass.
- Ideal for preventing backdraft of dust or rain in harsh environments.
- Sliding panel for enhanced ventilation.
- Quick and easy installation.
- Sport Roof (715002430 or 715003038) required for installation.
- Not compatible with Snorkel kit.

Rear Glass Window

Defender, Defender MAX (except X mr models)

715007079



- Made of high-strength tempered glass.
- Ideal for preventing backdraft of dust or rain in harsh environments.
- Quick and easy installation.
- Sport Roof (715002430 or 715003038) required for installation.
- Not compatible with Snorkel kit.

Rear Polycarbonate Window

Defender, Defender MAX (except X mr models)

715007081



- High-impact-resistant polycarbonate window.
- Ideal for preventing backdraft of dust or rain in harsh environments.
- Quick and easy installation.
- Sport Roof (715002430 or 715003038) required for installation.
- Not compatible with Snorkel kit.

Soft Rear Panel

Defender, Defender MAX (2019 & prior)

715002920

Defender, Defender MAX (2020 & up)

715006680



- Weather-resistant soft rear panel with steel frame offers good protection from the elements.
- Made of heavy-duty UV-resistant canvas for excellent resistance to tear and abrasion.
- Tinted window made of laminated polished vinyl material.
- Resists cold cracking to -22°F (-30°C).
- Installs quick and easily on roll cage.
- Not compatible with the Bimini Roof with Sun Visor.

Rear Wind Screen

Defender, Defender MAX

715002851



- Full rear mesh screen reduces windshield backdraft for added cabin comfort.
- Installs quick and easily on roll cage.
- White Can-Am logo at top, to help maintain clear view.

Soft Rear Window


Defender, Defender MAX

715003249



- Clear, flexible window made of see-through vinyl.
- Resists cold cracking to -4°F (-20°C).
- Blocks windshield backdraft or dust and rain from entering, for added cabin comfort.
- Installs quick and easily on roll cage.
- White Can-Am logo at top, to help maintain clear view.

ALUMINUM SKID PLATES



For ultimate durability and strength, all our Aluminum Skid Plates are made with High Strength 5052 H32 Aluminum $\frac{3}{16}$ " (4.5 mm) thick.

- Ultimate durability
- High strength

Offer your Defender the full protection kit or get parts individually	DEFENDER, DEFENDER MAX				
	2019 & PRIOR		2020 & UP		
	Base, DPS, XT, XT-P, XT Cab 2017 & prior & Hunting Edition	XT Cab 2018-2019, Lone Star Edition & X mr	Base, DPS (HD5 & HD8), XT (HD8) & PRO (HD8)	6x6 (DPS & XT) or Pro (DPS, XT), XT PRO, DPS (HD10), XT (HD10) & XT-P	XT Cab, Hunting Edition, Lone Star Edition, Limited, & X mr
FULL PROTECTION KIT					
ALUMINUM SKID PLATE PROTECTION KIT	715003711 (except MAX)	715006977 (3up)	715006694 (except MAX)	715006696 (3up & 6x6)	715006979 (3up)
	715003712 (MAX only)	715006978 (MAX)	715006695 (MAX only)	715006697 (MAX & PRO)	715006980 (MAX)
INDIVIDUAL ALUMINUM SKID PLATES					
① Front A-Arm Protectors <ul style="list-style-type: none"> • Extra underside protection for your vehicle's steering mechanism and suspension (A-Arm). • Sold in pairs. • Not compatible with Apache Track Systems. 	715008274	715006975	715008274	715008275	715006975
② Front Skid Plate <ul style="list-style-type: none"> • Protects the front underside of your vehicle when riding in rough terrain conditions. • Adds style to the front of your vehicle. 	715002447	715002447	715002447	715002447	715002447
③ Central Skid Plate <p>Central skid plate kit includes central and lateral skid plates.</p> <ul style="list-style-type: none"> • Ultra-durable protection for the underside of your vehicle. • Makes work easy in more demanding terrain. • Must be used with Underbelly Skid Plate Kit. 	715003467 (MAX only)	715003467 (MAX only)	715003467 (MAX only)	715003467 (MAX & PRO only)	715003467 (MAX only)
④ Underbelly Skid Plate Kit <ul style="list-style-type: none"> • Ultra-durable protection for the underside of your vehicle. • Makes work easy in more demanding terrain. • Kit includes central, lateral and rear skid plates. 	715002446	715002446	715007982	715007982	715007982
⑤ Rear A-Arm Protectors <ul style="list-style-type: none"> • Extra underside protection for your vehicle's suspension (A-Arm). • Sold in pairs. • Not compatible with Apache Track Systems. 	715002445	715006976	715002445	715004388	715006976

BUMPERS & GUARDS

BUMPERS

Front Bumper



- Heavy-duty 1.5" (3.8 cm) diameter steel-tube construction.
- Provides enhanced protection.
- Inside and outside anti-corrosion coating with durable powder coat finish.
- Integrated mounting points for lights.
- Required to install the Xtreme Front Bumper Plates, Front Rack and the Front Corner Protectors.

Defender, Defender MAX (2019 & prior)

715002418

Defender, Defender MAX (2020 & up)

715005754

Xtreme Front Bumper Plates



- Made of high-strength heavy-gauge steel with rubber pads for increased protection.
 - Inside and outside anti-corrosion coating with durable powder coat finish.
 - Provide additional front-end protection.
- †Require Front Bumper (715002418) for installation.*
‡Require Front Bumper (715005754) for installation.

Defender, Defender MAX (2019 & prior)[†]

715003005

Defender, Defender MAX (2020 & up)[‡]

715005777

Front Corner Protectors



- Heavy-duty 1.25" (3.2 cm) diameter steel-tube construction.
 - Provide enhanced protection for front corners.
 - Inside and outside anti-corrosion coating with durable powder coat finish.
 - Sold in pairs.
- †Require Front Bumper (715002418) for installation.*
‡Require Front Bumper (715005754) for installation.

Defender, Defender MAX (2019 & prior)[†]

715002833

Defender, Defender MAX (2020 & up)[‡]

715005774

Rancher Front Bumper



- The low front-end protection and plates allow you to use your vehicle within cattle herds and guard the safety of both the vehicle and the animals.
 - The flat front portion facilitates gently prodding cattle or pushing light objects, e.g., closing a fence.
 - The full frontage coverage extends to provide an extra layer of defense to your headlights and radiator.
 - Inside and outside anti-corrosion coating with durable powder coat finish.
 - Improved approach angle.
 - Compatible with front rack, snow plows, tire and track kits, winches.
- Defender, Defender MAX (2020 & up)

Defender, Defender MAX (2019 & prior)

715002834

Defender, Defender MAX (2020 & up)

715005410

XT Front Bumper



- 1.5" (3.8 cm) diameter steel-tube construction.
- Provides light-duty protection.
- Inside and outside anti-corrosion coating with durable powder coat finish.
- Light-kit compatible.
- Standard on XT and XT Cab models 2018 and 2019.
- Not compatible with Xtreme Front Bumper Plates, Front Corner Protectors or LinQ Front Rack.

Defender, Defender MAX (2019 & prior)

715004407


XT-P Front Bumper





- Heavy-duty 1.5" (3.8 cm) diameter steel-tube construction.
- Inside and outside anti-corrosion coating with durable finish.
- Provides additional front body protection.
- Integrated mount plate for auxiliary light installation.
- Winch Support Plate (705206371) is required for winch relocation at a higher position for easier access in muddy conditions (sold separately).
- Standard on XT-P models.

Defender, Defender MAX


■ **715006145** · Silver

X mr Front Bumper	Defender, Defender MAX	<div>■ 715006143 · Black</div> <div>■ 715006144 · Green</div>
	<ul style="list-style-type: none"> • Heavy-duty 1.5" (3.8 cm) diameter steel-tube construction. • Inside and outside anti-corrosion coating with durable finish. • Provides additional front body protection. • Integrated winch support plate for winch relocation at a higher position for easier access in muddy conditions or for auxiliary lights. 	<ul style="list-style-type: none"> • Includes a front tow hook. • Standard on X mr models. • Winch sold separately.


Cargo Bed Protectors & Tie Rails	Defender 6x6 & PRO models	715005415
	<ul style="list-style-type: none"> • Heavy-duty 1.5" (3.8 cm) diameter steel-tube construction. • Reliable cargo box protection and tie-down attachment point to secure large loads. 	<ul style="list-style-type: none"> • Anti-corrosion coating with durable powder coat finish. • Designed to stay in place when cargo bed side walls are removed.


Rear Bumper	Defender, Defender MAX, Defender 6x6, Defender PRO	715008109
	<ul style="list-style-type: none"> • Heavy-duty 1.5" (3.8 cm) diameter steel construction and integrated tubular design. • Increased protection of rear box and lower box corner while allowing normal tailgate function. 	<ul style="list-style-type: none"> • Integrated steps. • Inside and outside anti-corrosion coating with durable powder-coat finish. • Required to install Rear Body Side Protector (715003055).

Rear Bumper Adapter (Not illustrated)	Defender 6x6 & PRO models	715006060
		<ul style="list-style-type: none"> • Required to install the Rear Bumper on Defender models with the long box.

Rear Body Side Protectors	Defender, Defender MAX (except 6x6 & PRO)	715003055
	<ul style="list-style-type: none"> • Heavy-duty 1.5" (3.8 cm) diameter steel-tube construction. • Reliable cargo box protection. • Inside and outside anti-corrosion coating with durable powder coat finish. 	<ul style="list-style-type: none"> • Compatible with fender flares. • Integrated brush and low-lying branch deflector. • Require Rear Bumper for installation. • Sold in pairs.

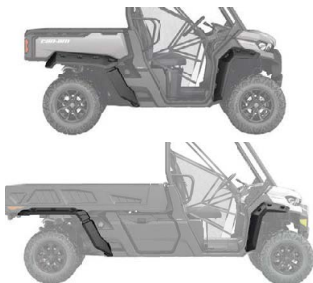
BODY SIDE PROTECTORS

Front Body Side Protectors	Defender, Defender MAX	715003450
	<ul style="list-style-type: none"> • Heavy-duty 1.25" (3.2 cm) diameter steel-tube construction. • Front side protection for farm, ranch and forestry applications. • Offer complete front body protection. • Inside and outside anti-corrosion coating with durable powder coat finish. 	<ul style="list-style-type: none"> • Sold in pairs. • Require Front Bumper (715002418 or 715005754) with Front Corner Protectors (715002833 or 715005774) and Rock Slider (715002569 or 715003040 for MAX models) for installation.

Front Rancher Body Side Protectors	Defender, Defender MAX	715003617
	<ul style="list-style-type: none"> • Heavy-duty 1.25" (3.2 cm) diameter steel-tube construction. • Front side protection for farm, ranch and forestry applications. • Offer complete front body protection. 	<ul style="list-style-type: none"> • Inside and outside anti-corrosion coating with durable powder coat finish. • Sold in pairs. • Require Rancher Bumper and Rock Sliders for installation.

FENDER FLARES

Fender Flares



- Robust injection-molded polypropylene construction.
- Perfect for keeping mud and debris outside the vehicle.
- Include front and rear extension, and all mounting hardware.
- Ideal for track equipped vehicles.

Defender (except 6x6 & PRO),
Defender MAX

715006821

Defender 6x6

715005409

Defender PRO

715006001

Sport Fender Flares



- Sleek fender flares just the right size to reduce mud and debris kick-up from your tires.
- Robust injection-molded polypropylene construction.
- Include front and rear extension, and all mounting hardware.

Defender (except 6x6 & PRO),
Defender MAX

715003898

ROCK SLIDERS

Rock Sliders



- Heavy-duty rock sliders made of painted 3/16" (5 mm) aluminum with an integrated step for elevated cargo box access.
- Protect vehicle's sides and undercarriage against large obstacles.
- Lodge tight up against vehicle body for better clearance from obstacles.
- Not compatible with other rock sliders.
- Sold in pairs.
- Standard on Defender X mr, Defender MAX X mr and Defender XT-P models.

Defender (2019 & prior)

■ **715004409** · Black

Defender MAX (2019 & prior)

■ **715005020** · Black

Defender (2020 & up)

■ **715006671** · Black

Defender
(2020 & up)

■ **715006675** · Manta Green

■ **715006672** · Red

■ **715006674** · Silver

■ **715006673** · Yellow

Defender MAX 2020
& Defender PRO

■ **715006721** · Black

Rock Sliders



- Protect vehicle's sides and undercarriage against large obstacles.
- Made of heavy-duty 1.5" (3.8 cm) diameter steel tubing.
- Inside and outside anti-corrosion coating with durable powder coat finish.
- Integrated step for easy cargo box access.
- Sold in pairs.

Defender, Defender 6x6

715002569

Defender MAX, Defender PRO

715003040

MUD FLAPS

Mud Flaps






- Keep mud and debris out of cargo area and protect trailer or vehicles behind you.
- Add aesthetic appeal to your vehicle.
- Made of EPDM rubber.
- Require Rear Bumper for installation.
- Sold in pairs.

Defender, Defender MAX

715003041

S3 FOR CAN-AM

S3 Front Winch Bumper	Defender, Defender MAX (2019 & prior)	■ 715003779 · Black ■ 715005092 · Sunburst Yellow
	<ul style="list-style-type: none">• Made of 1.5" (3.8 cm) diameter steel tubing with durable powder coat finish.• Specifically developed for mud riding enthusiasts.• Integrated mounting plates accommodate all winches.• Allows higher winch position to avoid winch immersion in mud.	<ul style="list-style-type: none">• Added body protection.• Not compatible with LinQ Front Rack, Removable Winch Mounting Kit, Super-Duty Plow Push Frame Extension and Plow Pulley.• "S3 for Can-Am" branded.• Winch not included.
S3 Rear Winch Bumper	Defender, Defender MAX (2019 & prior)	■ 715003782 · Black ■ 715005123 · Sunburst Yellow
	<ul style="list-style-type: none">• Made of 1.5" (3.8 cm) diameter steel tubing with durable powder coat finish.• Specifically developed for mud riding enthusiasts.• Integrated mounting plates for winches and towing anchor points.• Added body protection.	<ul style="list-style-type: none">• Not compatible with Apache 360 LT Track System and Removable Winch Mounting Kit.• Compatible with Defender winches (Rear Winch Electrical Harness required).• "S3 for Can-Am" branded.
Rear Winch Electrical Harness <i>(Not illustrated)</i>	Defender, Defender MAX (2019 & prior)	715004233
		<ul style="list-style-type: none">• Required for the installation of a winch on the S3 Rear Winch Bumper.• Compatible with complete Defender winch lineup.
S3 Nerf Bars	Defender, Defender 6x6 Defender MAX, Defender PRO Defender MAX, Defender PRO	■ 715003783 · Black ■ 715005094 · Sunburst Yellow ■ 715004349 · Black ■ 715005124 · Sunburst Yellow
	<ul style="list-style-type: none">• Made of 1.5" (3.8 cm) diameter steel tubing with durable powder coat finish.• Specifically developed for mud riding enthusiasts.• Protect vehicle's lower sides without affecting ground clearance.	<ul style="list-style-type: none">• Integrated step makes ingress easier.• Not compatible with Front Body Side Protectors, Front Rancher Body Side Protectors and Apache 360 LT Track System.• "S3 for Can-Am" branded.

LinQ: EASY ON, EASY OFF CARGO

DEFENDER'S LinQ ACCESSORIES

- No tools needed: Quickly install and remove accessories by hand
- Equip your Can-Am for specialized tasks in no time
- Sturdy mounting system that holds up to the roughest terrain

MOUNTING LOCATION AND REQUIREMENTS

Cargo Bed
(long box bed LinQ)

LinQ Cargo Rack
715006140

Adventure Roof Rack
715003870 / 715004391

LinQ ACCESSORIES WITH 16" BASE

- LinQ anchors mounted 16 inches apart, center-to-center.
- Lower loading capacity than the LinQ with 36" base accessories.
- Can be used on Can-Am ATV and SSV vehicles, Can-Am Spyder and Ryker vehicles, Sea-Doo watercraft and Ski-Doo snowmobiles.

LinQ 4.2 Gal Cooler

295100698 • Grey
219400964 • Black

LinQ Tool Kit

715006829

LinQ Tool Box

715008111

LinQ SR 5.5 Gal (21 L) Bag

860202449

LinQ 4.5 Gal (17 L) Sport Bag

860202447

LinQ Modular Box

715005494 • (10 L)
715007112 • (20 L)
715006830 • (30 L)

LinQ Dry Bag

715008110

LinQ Base
Installation Kit
715008125

No further requirements

No Compatibility

No further requirements

No Compatibility

LinQ ACCESSORIES WITH 36" BASE

- Mount on LinQ racks often used by Can-Am ORV vehicles.
- Higher loading capacity than the LinQ with 16" base accessories.
- Usage is limited to Can-Am ORV vehicles.

LinQ 12 Gal (45 L) Cargo Box

715003879

LinQ 23 Gal (86 L) Trunk Box

715004923

LinQ 11.5 Gal (43 L) Audio Cargo Box

715003018

LinQ 8 Gal (30 L) Cooler Box

715004778 • Black
715004698 • Grey

LinQ Premium Storage Bag by OGIO[†]

715002923 • Black
715003248 • Camo

LinQ Heavy Duty Basket

715001215

LinQ Low Profile Basket

715004282

No Compatibility

No further requirements

No Compatibility

No further requirements

LinQ HOLDERS

LinQ Gear Grips

715005340

LinQ Tool Holder

715007358

No further requirements

No further requirements

Side wall installation
LinQ Adaptors
715003058

LinQ ACCESSORIES WITH 16" BASE

LinQ Modular Box

Defender, Defender MAX

715005494 • (10 L)**715007112** • (20 L)**715006830** • (30 L)

- Allows stacking of other modular boxes to always have the right gear accessible.
- Always have the right box size to fit everything.
- Can be installed on any LinQ base with a 16" width.
- See table for installation location and requirements.

Thermal Insert For LinQ Modular Box (10 L)

Defender, Defender MAX

219401110

- Insulated liner.
- Fits very well in the LinQ Modular Box (10 L).
- Can contain five 473 ml cans or six 355 ml cans.

LinQ Tool Box

Defender, Defender MAX

715004301

- High precision injected HDPE construction provides rigidity and durability.
- 5 Gal (19 L) maximum capacity.
- Weather-resistant, sealed and lockable cover.
- Easy one-second on/off tool-less system.
- All the benefits of LinQ—simple, fast and secure.
- See table for installation location and requirements.

LinQ Tool Kit

Defender, Defender MAX

715006829

- Includes:
 - Cutter pliers.
 - Long-nose pliers.
 - Locking plier.
 - Ratchet wrench 3/8" drive.
 - 6" ratchet extension.
 - Integrated CVT belt storage location (belt not included).
 - Long-socket 19 mm 3/8" drive - 6pts.
 - Socket 18 mm 3/8" drive.
 - Long-socket 17 mm 3/8" drive - 6pts.
 - Socket 15 mm 3/8" drive.
 - Socket 13 mm 3/8" drive.
 - Socket 10 mm 3/8" drive.
 - Socket 8 mm 3/8" drive.
 - Combined wrench 19 mm.
 - Combined wrench 18 mm.
 - Combined wrench 15 mm.
 - Combined wrench 13 mm.
 - Combined wrench 10 mm.
 - Combined wrench 8 mm.
 - Socket torx T40 3/8" drive.
 - Socket torx T30 3/8" drive.
 - Socket torx T20 3/8" drive.
 - Breaker bar 3/8" drive.
- See table for installation location and requirements.

LinQ 4.2 Gal (16 L) Cooler

Defender, Defender MAX

219400964 • Black
295100698 • Grey


- All the benefits of LinQ—simple, fast and secure.
- Rotomolded construction for exceptional rigidity and durability.
- Premium-quality foam insulation for optimal ice retention.
- Uses LinQ mounting system (Patent US 8777531 and US 8875830).
- Easy one-second on/off tool-less system.
- See table for installation location and requirements.

LinQ SR 5.5 Gal (21 L) Bag

Defender, Defender MAX

860202449

- Semi-rigid expandable bag.
- 5.5 Gal (21 L) capacity.
- See table for installation location and requirements.

LinQ 4.5 Gal (17 L) Sport Bag

Defender, Defender MAX

860202447

- 4.5 Gal (17 L) capacity.
- Rigid bottom, semi-rigid top.
- See table for installation location and requirements.

LinQ ACCESSORIES WITH 16" BASE**LinQ Dry Bag**

Defender, Defender MAX

715008110

- Fully waterproof roll-top dry bag will securely store and confine your equipment.
- LinQ mounted using heavy-duty rigid plastic base.
- High capacity storage solution (40 L).
- Bottom foam liner for additional equipment protection.
- Integrated handle for easy transportation on/off the vehicle.
- Sea-doo: marinized LinQ for salt water uses.
- See table for installation location and requirements.

LinQ ACCESSORIES WITH 36" BASE**LinQ 12 Gal (45 L) Cargo Box**

Defender, Defender MAX

715003879

- Holds cargo safely and securely while riding.
- See table for installation location and requirements.

LinQ 23 Gal (86 L) Trunk Box

Defender, Defender MAX

715004923

- Lockable and weather-resistant.
- Holds cargo safely and securely while riding.
- See table for installation location and requirements.

LinQ 11.5 Gal (43 L) Audio Cargo Box

Defender, Defender MAX

715003018

- An affordable and quick solution for adding music and storage to your next ride.
The rear installation does not use up any cab space and allows easy listening at an average speed.
- Mounts on/off easily to hold/carry cargo safely and securely.
- The Bluetooth enabled receiver and 6.5" (16.5 cm) speakers are smartly concealed and integrated in the cover.
- Automatic shut-off function protects your battery by turning the system off after 10 minutes of inactivity.
- Backlit control panel perfect for night riding.
- Water-resistant speakers.
- See table for installation location and requirements.

LinQ 8 Gal (30 L) Cooler Box

Defender, Defender MAX

 ■ **715004698** · Grey
 ■ **715004778** · Black


- Installs without vehicle modification.
- Rotomolded construction provides exceptional rigidity and durability.
- Premium-quality foam insulation for optimal ice retention.
- Integrated, fully-removable compartment protects food.
- Robust rubber latches keep the cover tightly closed.
- Weather-resistant.
- Convenient drain plug.
- See table for installation location and requirements.

LinQ Premium Storage Bag by OGIO

Defender, Defender MAX

 ■ **715002923** · Black
 ■ **715003248** · Mossy Oak
 Break-Up Country Camo


- 17.2 Gal (65 L) capacity semi-rigid cargo bag ideal for carrying anything you need on your vehicle.
- Buckle and elastic closure with a rubber seal that protects dust from entering the bag.
- 3-section lid for partial or full access to your bag.
- Inside separators for optimal bag organization.
- See table for installation location and requirements.

LinQ Heavy-Duty Basket

Defender, Defender MAX

715001215

- Made of high-strength, low-alloy steel.
- See table for installation location and requirements.

LinQ Low Profile Basket

Defender, Defender MAX

715004282

- Low profile, open basket increases cargo space.
- Perfect for easy access to tools, rope, winch and plow accessories.
- Multiple bungee cord and tie-down anchor points.
- Made of impact-resistant injected polypropylene.
- See table for installation location and requirements.

LinQ Tailgate Extension
 Defender, Defender MAX
(except 6x6 and PRO models)
Defender 6x6 & PRO
715002464**715005412**

- Adds rear cargo capacity when the tailgate is open.
- Steel-tubing-system-style barrier mounts on top of the bed walls using the easy, tool-less LinQ System.
- Can be mounted to serve as cargo divider at different locations along the bed wall while preventing larger items from falling off the back.
- Stores neatly out of the way and offers additional cab area protection since it can be mounted upside down on the front bed wall as a mini headache rack.
- Anti-corrosion coating with durable powder coat finish.
- Not compatible with hard rear windows on Defender MAX produced before January 2021.

LinQ Tire Holder

Defender (except 6x6 & PRO models), Defender MAX

715003448

- Cargo box spare-tire holder.
- Heavy-duty steel construction.
- Inside and outside anti-corrosion coating with durable powder coat finish.
- Mounts on top of the bed walls using the easy, tool-less LinQ System.
- Compatible with Bed Wall Extender.
- Uses BRP standard wheel bolt pattern to mount tire (nuts included).
- Accommodates BRP tires up to 28" (wheel not included).
- Quickly allows installation in multiple positions thanks to the LinQ System.

LinQ Cargo Rack

Defender, Defender MAX

715006140

- Strong, durable steel rack.
- Easy and tool-less installation thanks to the LinQ System.
- Allows the installation of LinQ accessories.
- 2 racks can be installed at the same time.
- Allows multi-level storage on cargo bed, accommodates 5 Gal (19 L) bucket.
- Helps keep cargo securely in place.
- Multiple bungee cord and tie-down anchor points.
- Kit includes LinQ Base.
- Provides more usable space in the cargo box.
- Extends vehicle cargo options.

LinQ Front Rack
 Defender, Defender MAX (2019
& prior)
Defender, Defender MAX (2020
& up)
715004312**715006064**

- Rugged looking front rack mounts on top of vehicle hood and provides additional storage.
- Heavy-duty 1.25" (3.2 cm) diameter steel-tube construction.
- Inside and outside anti-corrosion coating with durable powder coat finish.
- Flip-up configuration provides easy access to service area.
- Allows the installation of LinQ accessories (especially for use with LinQ Low Profile Basket [715004282]).
- Kit includes LinQ Base.
- Multiple bungee cord and tie-down anchor points.
- Requires Rancher Bumper (715002834/715005410) or Front Bumper (715002418 or 715005754) for installation.
- A great place to store tools while working in the field.
- Allows the installation of LinQ Low Profile Basket.

LinQ HOLDERS**LinQ Tool Holder**

Defender, Defender MAX

715007358

- Ultra-versatile tool holder.
- Convenient swivel-latch allows tools to be stored in any orientation.
- Suitable for installation onto the cargo walls, Deluxe Headache Rack, Bed Wall Extender, Adventure Roof Rack and LinQ Loadout Rack.
- If mounted on the Deluxe Headache Rack or the Bed Wall Extender, LinQ Adapter is required for installation.
- Sold in pairs.

LinQ Gear Grips

Defender, Defender MAX

715005340

- Durable and flexible grips provide a custom fit for a variety of items from 1" to 4" (2.5 cm to 10 cm) in diameter.
- Heavy-duty design for carrying bows, fishing poles, rakes, farm tools and more.
- Quick-release button opens grip quickly for easy access to gear.
- Heavy-duty base system built for the toughest adventures.
- Make transporting your tools a snap by combining the Gear Grips with the LinQ System.
- 360° orientation.
- Sold in pairs.

LinQ MOUNTING**LinQ Adapter**

Defender, Defender MAX

715003058

- Allows the installation of the LinQ Tool Holder to the Bed Wall Extender or the Deluxe Headache Rack.
- Sold in pack of 4.

LinQ Lock

Defender, Defender MAX

860201968

- Simple way to lock most LinQ accessories in place.
- Retrofits most LinQ accessories.
- A cover protects the lock from the elements.
- Not compatible with Tool Holder or LinQ Gear Grips.
- Pack of one.
- Comes with two keys.

LinQ Base Installation Kit

Defender, Defender MAX

715008125

- Unique mounting fastener usable on any LinQ System accessory.
- Included: 2 LinQ Cargo bases and hardware.

LinQ Replacement Part

Defender, Defender MAX

715001707

- Unique mounting fastener usable on any LinQ System accessory.
- Tool-less installation and removal.
- Sold in pairs.

CARGO & STORAGE

Loadout Rack



Defender, Defender MAX

715005447

- LinQ installed versatile rack that creates a second level of storage.
- Adjustable height that goes from mid cab height to roof line.
- Modular basket adapts to different cargo with folding front and rear panels.
- Multiple hooks and holes to hang items both inside and outside the rack.
- Basket accommodates multiple LinQ positions.
- Combine with cargo net to create a hanging storage net below the basket for additional space.
- 2 Racks can be installed on Defender Pro & Defender 6x6.

Hanging Storage Box Kit



Defender, Defender MAX

715005449

- Versatile rack designed to hold a standard storage box.
- Fully adjustable, the rack can be tailored to hold the crates in multiple positions: Headache rack position, inside the box along the sidewall, and outside the box along the side wall.
- Includes Can-Am branded storage box.
- Exterior Cargo Reinforcement Panel is recommended when used outside of bed wall.

Can-Am Storage Box

(Not illustrated)

Defender, Defender MAX

708303237

- Conventional 13" x 13" plastic storage box with Can-Am branding.
- Perforated bottom allows water and debris to escape.

Exterior Cargo Reinforcement Panel

*(Not illustrated)***715006198**

- Plate that attaches to the bed side to further support and protect bed wall when in outward position.
- Recommended use of the Hanging storage box and/or gun and tool holder when installed outside of the bed wall (except Defender 6x6 & PRO).

Deluxe Headache Rack



Defender, Defender MAX

715002423

- Protects cab components from cargo load.
- Increases box capacity when used in tandem with the Bed Wall Extender (715002421).
- Required to install the Bed Wall Extender (715002421).
- Compatible with gear rail.

Headache Rack



Defender, Defender MAX

715003873

- Full rear roll cage coverage offers a heavy-duty steel protective line of defense between your head or cab's components and the load in your cargo bed.
- Compatible with gear rail.
- Rack's open design helps maintain a clear rear view.
- Not compatible with Bed Wall Extender.

Bed Wall Extender



Defender, Defender MAX (except Defender 6x6 & Defender PRO)








715002421

Defender 6x6 & PRO models






715005411

- Increases box capacity.
- Quick and easy tool-less modularity.
- Easily removable rear door can be latched open.
- Variable full or half height settings.
- Foldable top panels come off in seconds.
- Requires Deluxe Headache Rack (715002423).

Tonneau Cover	Defender 2018 & up (except Mossy Oak Break-Up Country Camo model), Defender MAX	715008306
	<ul style="list-style-type: none"> ▪ Fitted to cover all of the items in your cargo box thoroughly. ▪ Prevents splash from entering the cargo box. ▪ Rolls up to the front. ▪ Easily removable for quick access. ▪ Not compatible with accessories that exceed the box height. 	
Removable Storage Bin	Defender, Defender MAX	715004344
	<ul style="list-style-type: none"> ▪ Handy, removable on-dash toolbox will make sure you have your critical equipment where you need it. ▪ Provides 1.7 Gal (6.3 L) of storage, and clips on and off in a snap. ▪ Water-resistant to ensure your contents remain safe and dry. ▪ Standard on all models except Base. 	
Removable Storage Bin – Passenger	Defender, Defender MAX	715003314
	<ul style="list-style-type: none"> ▪ Convenient passenger-side underseat storage ▪ Polypropylene-injected 3.7 Gal (14 L) storage capacity bin. ▪ Bin installs and removes in a snap and comes with an integrated handle. ▪ Water-resistant. 	
Driver Underseat Storage Bin	Defender, Defender MAX	715003399
	<ul style="list-style-type: none"> ▪ Polypropylene-injected 4 Gal (15 L) capacity bin fits securely under the driver's seat. ▪ Front opening for quick and easy access. ▪ Ideal for storing weather-resistant items, such as ropes, tow straps and winch accessories that are needed at a moment's notice. 	
Center Underseat Storage Bin	Defender, Defender MAX	715003446
	<ul style="list-style-type: none"> ▪ Polypropylene-injected 2 Gal (8 L) capacity storage bin. ▪ Watertight design keeps ice and drinks cold. ▪ Easy to drain and wash by removing it with integrated handle. ▪ Accessible by lifting center seat section. 	
Cargo Bed Rails	Defender (except 6x6 & PRO), Defender MAX	715003444
	<ul style="list-style-type: none"> ▪ Add integrated tie-down area to your cargo box while enhancing the look. ▪ Added cargo box protection. ▪ Inside and outside anti-corrosion coating with durable powder coat finish. ▪ Heavy-duty 1" (2.5 cm) diameter steel-tube construction. ▪ Add height to the bed side wall and serve as a tie-down anchor for ropes, straps or bungees. ▪ Not compatible with Bed Wall Extender. ▪ Sold in pairs. 	
Cargo Bed Net	Defender (except 6x6 & PRO), Defender MAX	715003445
	<ul style="list-style-type: none"> ▪ Solid net designed to hook to the bottom of the cargo box for secure and compact confinement of your cargo. ▪ Keeps items tightly against the bed floor. 	

Dash Storage Compartment Net for Heating System	Defender, Defender MAX (2019 & prior)	715003544
	<ul style="list-style-type: none"> • Perfect for securing items in the dash storage area. • To be installed when Lower Dashboard for Heating System is installed. 	
Lower Dashboard for Heating System	Defender, Defender MAX (2019 & prior)	715003441
	<ul style="list-style-type: none"> • Replaces the dashboard that comes stock with the vehicle, and features a tablet that makes it possible for driver and passenger to conveniently store small items in the dash. • To be installed when the Defrost, Heat & Ventilation System is installed. • Use together with the Dash Storage Compartment Net for Heating System (715003544) to prevent the items placed in the dash storage compartment from falling. 	
Dash Storage Compartment Nets	Defender, Defender MAX (except Limited models)	715003129
	<ul style="list-style-type: none"> • Perfect for securing items in the dash storage area. • Not compatible with Defrost, Heat & Ventilation System. • Sold in pairs. 	
Bed Tool Box	Defender, Defender MAX	715003028
	<ul style="list-style-type: none"> • Large 40 Gal (150 L) multifunction weather-resistant tool box designed for cargo beds. • Rotomolded construction provides exceptional rigidity and durability. • Features cup holders and integrated groove for pipe or 2x4 cutting. • Sized to give you the option of installing 2 tool boxes in the cargo bed (quick bolt-on installation). • Double side openings with lockable covers and rubber latches. 	
Soft Storage Bag	Defender, Defender MAX	715003759
	<ul style="list-style-type: none"> • 11.8 Gal (45 L) capacity soft cargo bag designed with vehicle's rear in mind to maximize potential storage. • 3 sections. • Weatherproof. 	
Backrest Rear Storage	Defender MAX	715003019
	<ul style="list-style-type: none"> • Netting installs easily. • Made from polyester that won't discolor. • Sold in pairs. 	
Storage 2.6 Gal (10 L) Bag	Defender, Defender MAX	269502121
	<ul style="list-style-type: none"> • Roll-top dry bag for fully protecting your cargo from the elements. 	

RACKS & HOLDERS

Rear Accessory Bar		Defender, Defender MAX	715005450
	<ul style="list-style-type: none">▪ Strong accessory bar allowing installation or hanging items off the back.▪ Holes for carabiners, duck decoy hangers or other items.▪ LinQ anchors allow installation of many LinQ accessories.		
Adventure Roof Rack	Defender	Loads of up to 40 lb (18 kg).	715003870
	Defender MAX	Loads of up to 75 lb (34 kg).	715004391
	<ul style="list-style-type: none">▪ Ideal cargo solution for packing everything you need to live your Off-Road experience fully and completely.▪ Built with heavy-duty 1.25" (3.2 cm) diameter steel tubing.▪ Modular LinQ support plates allow for installation of most LinQ cargo accessories.▪ Integrated mounting points for lights can hold up to 8 pod-type LED lights (6 front and 2 back) or a 39" (99 cm) LED bar (front)—see table for compatibility.▪ Features anchor points for spare tire attachment.▪ Spare Tire Tie-Downs sold separately.▪ Add the Cargo Box Net or the Cargo Box Elastic Net to secure and confine your cargo in the rack.▪ Not compatible with Bimini Roof.		
Spare Tire Ratchet Tie-Downs		Defender, Defender MAX	28000606
	<ul style="list-style-type: none">▪ 3-way ratcheting tie-down strap with loop ends.▪ Designed to securely hold spare tires on accessories equipped with integrated spare tire attachment points.▪ Adjustable to accommodate most common UTV tire sizes.▪ Ratchet and junction ring made of durable zinc-plated steel.▪ Required for spare tire attachment on Adventure Roof Rack.		
LinQ Tool & Gun Holder		Defender, Defender MAX (except 6x6 and PRO models)	715005466
	<ul style="list-style-type: none">▪ 2-in-1 holding rack can be used both on the job or on the hunt.▪ Includes 5 locations to securely hold tools and guns using rubber grips and retention straps at the top and a rubber mat with gunstock shaped molding at the bottom.▪ Easy to remove, install or reposition using our simple and secure LinQ System.▪ Can be attached at multiple positions along the cargo bed walls, facing inside or outside the bed.▪ Recommended to use with the Exterior Cargo Reinforcement Panel (715006198) when installed outside the bedwall.		
Gun Boot 6.0⁺ Impact by Kolpin[†]		Defender, Defender MAX	715001419
	<ul style="list-style-type: none">▪ Extra room for pistol-grip-type weapons and small bipods.▪ Easily fits firearms up to 51" (1.3 m) in total length.▪ Provides ample room for 2.4" (60 mm) scopes.▪ Hatchback design allows easy access.▪ Snap-close cover with locking capability.▪ Ergonomically designed handle and molded attachment points for sling.▪ Designed to accommodate left- and right-hand bolt-action rifles and shotguns.▪ Requires Gear Rail and Gun Boot Mount by Kolpin for installation.▪ Includes removable, shock-absorbing foam and nylon Impact liner for superior interior protection.▪ Compatible for dual mount with additional Gun Boot Mount.		

Gun Boot Mount by Kolpin

Defender, Defender MAX

715001420

- Fits one Kolpin Gun Boot 6.0 Impact.
- Lightweight and extremely durable.
- Easily adjustable without the use of any tools.
- Offers precision gun angle adjustability.
- Requires Gear Rail for installation.

Additional Gun Boot Mount*(Not illustrated)*

Defender, Defender MAX

715001586**Dual Gun Holder**


Defender, Defender MAX

715005265

- Accommodates shotguns, rifles or muzzleloaders.
- Mounts in the cab, on floor board between driver and passenger.
- Rubber pads provide gun protection.
- Can be removed to allow a center passenger.
- Anti-corrosion coating with durable powder coat finish.
- Comes with all hardware for easy installation.
- Keeps your weapons within easy reach and protected within the cab area.
- Refer to your local regulations governing the transportation of firearms before purchase.

Gear Rail

Defender, Defender MAX (except X mr models)

715003391

- Stationary rail system specially designed for your side-by-side vehicle.
- Universal mounting options for many Kolpin accessories like Gear Grips, Gun Boot 6.0, Gun Boot Mount and Universal Saw Press.
- Rail is made with heavy-duty 7-gauge extruded anodized black aluminum.
- Mounts on roll bar.
- Includes one versatile Gear Rail Mount by Kolpin.
- Requires Deluxe Headache Rack (715002423), Headache Rack (715003873) or Gear Rail Adapter (715003392).

Gear Rail Adapter

Defender, Defender MAX (except X mr models)

715003392

- Allows the installation of gear rails directly onto the cargo box without the need for a headache rack.

Gear Rail Mount by Kolpin

Defender, Defender MAX

715001422

- Accessory bracket for mounting additional accessories to the Gear Rail.
- Includes C-clamp and metal mounting brackets.

Double Gun Bag

Defender (except XT Cab, X mr models), Defender MAX (except XT Cab and Limited package)

■ **715003133** · Black■ **715003134** · Mossy Oak Break-Up Country

- Shell constructed with heavy-duty, weather-resistant polyester to shelter guns from dust and other outdoor elements, while the thick interior padding protects the guns from shocks.
- Fits perfectly on rear cage, and guns are readily accessible from both sides of vehicle.
- Design features include a removable center pocket that can be mounted on both sides of the bag, and extra front storage pockets for hunting gear.
- Solid, quick installation.
- Not compatible with rear wind protection, headache racks and gear rails.
- May interfere with the tilt function of the Defender 6x6 or Defender PRO models' bed.

Universal Saw Press by KolpinDefender, Defender MAX (except
X mr models)**715001423**

- Specially crafted for transporting your chainsaw securely and safely aboard your side-by-side vehicle.
- Heavy-duty, black powder-coated metal bracket designed to attach any chainsaw model with up to a 20" (51 cm) bar.
- Rubber pads provide cushion and tight fit.
- Hinged design for quick removal.
- Holds saw in vertical position or 45° angle in either direction.
- Requires Gear Rail.
- Protective sheath included.

LinQ Gear Grips

Defender, Defender MAX

715001421

- Durable, flexible grips cushion and protect while providing a custom fit for a variety of items from 1" to 4" (2.5 cm to 10 cm) in diameter.
- Heavy-duty design for carrying bows, fishing poles, rakes, farm tools and more.
- Quick-release button opens grip quickly for easy access to gear.
- Heavy-duty base system built for the toughest adventures.
- Easy installation on tubular racks, extension racks, brackets or bumpers.
- Sold in pairs.

Fuel Pack Bracket by Kolpin

Defender, Defender MAX

715001427

- Easy, quick and secure bracket for your fuel pack that leaves plenty of room for your other gear.
- ¼-turn-action knob allows quick and easy removal of fuel pack from bracket.
- Not EC compliant to attach fuel packs.

LIGHTS

1 CHOOSE YOUR MOUNT POINT		2 FIND YOUR PLATFORM		3 CHOOSE YOUR LIGHTS		
				10" (25 Cm) Double Stacked LED Bar	15" (38 cm) Double Stacked LED Bar	39" (99 cm) Double Stacked LED Bar
Front Bumper Rancher Bumper XT Front Bumper X mr Front Bumper (w/o winch) X-TP Front Bumper	Defender Defender MAX 2019 & prior	715002933 PLUS 715002454 (Light Power Cable)	715002934 PLUS 715002454 (Light Power Cable)	N/A	715002935 (4" Round), 715003665 (3.5" Flood) or 715003666 (3.5" Spot) PLUS 715002454 (Light Power Cable)	
	Defender Defender MAX 2020 & up	715002933 PLUS 715006034 (Light Power Cable)	715002934 PLUS 715006034 (Light Power Cable)	N/A	715002935 (4" Round), 715003665 (3.5" Flood) or 715003666 (3.5" Spot) PLUS 715006034 (Light Power Cable)	
Light Rack or Light Bars <i>*Roof Power Cable and Front Roof Liner may not be required if already installed with other accessories.</i>	Defender & Defender MAX (Except XT Cab)	715002933 PLUS 715003094 (Roof Power Cable) & 715003098 (Front Roof Liner)	715002934 PLUS 715003094 (Roof Power Cable) & 715003098 (Front Roof Liner)	715006226 (Light Support Bar) PLUS 715004007 (39" Light Bar) PLUS 715005822 (Power Cable) & 715003098 (Front Roof Liner)	715002935 (4" Round), 715003665 (3.5" Flood) or 715003666 (3.5" Spot) PLUS 715003094 (Roof Power Cable) & 715003098 (Front Roof Liner)	
	Defender Defender MAX XT Cab Limited	715002933	715002934	715006226 (Light Support Bar) PLUS 715004007 (39" Light Bar) PLUS 715005822 (Power Cable)	715002935 (4" Round), 715003665 (3.5" Flood) or 715003666 (3.5" Spot)	
Adventure Roof Rack <i>*Roof Power Cable may not be required if already installed with other accessories.</i>	Defender & Defender MAX (Except XT Cab Limited)	N/A	Front only: 715002934 PLUS 715003417 (Power Cable) & 715003094 (Roof Power Cable) & 715003098 (Front Roof Liner)	Front only: 715004007 PLUS 715005822 (Power Cable) & 715003094 (Roof Power Cable) & 715003098 (Front Roof Liner)	Front or Rear: 715002935 (4" Round), 715003665 (3.5" Flood) or 715003666 (3.5" Spot) PLUS 715003417 (Power Cable) & 715003094 (Roof Power Cable) & 715003098 (Front Roof Liner)	
	Defender, Defender MAX XT Cab Limited	N/A	Front only: 715002934 PLUS 715003417 (Power Cable)	Front only: 715004007 PLUS 715005822 (Power Cable)	Front or Rear: 715002935 (4" Round), 715003665 (3.5" Flood) or 715003666 (3.5" Spot) PLUS 715003417 (Power Cable)	
4 ORDER		ORDER ALL PART NUMBERS IN INTERSECTING BOX				
<i>*Note: When installing more than one light kit, additional light power cable or mounting kit is required.</i>						

Roof Power Cable

(Not illustrated)

Defender, Defender MAX

715003094

• Required for installation of some electrical accessories.

• Brings power from the battery.

Light Kit Power Cable

(Not illustrated)

Defender, Defender MAX (2019 & prior)

715002454

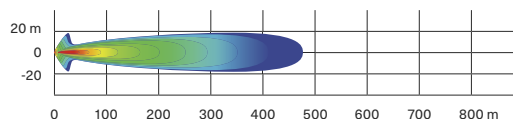
Defender, Defender MAX (2020 & up)

715006034

• Power cable for installation of compatible Can-Am light kits at front bumper location.

10" (25 cm) Double Stacked LED Light Bar (60 W)

Defender, Defender MAX

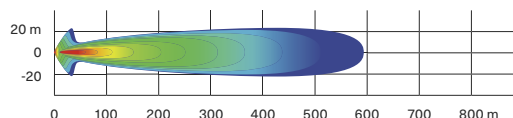
715002933**5,400 LUMENS**

- Equipped with twelve 5 W Cree LEDs.
- 5,400 lumens.
- Packs a big punch for its size.
- Rugged and waterproof.
- Can be installed on front bumpers, sport roof and Bimini roof with sun visor.

- Requires light power cable for installation.
- Lights up to more than 1,500 ft (460 m) in front of the vehicle and around 65 ft (20 m) wide on each side.
- EC compliant.

15" (38 cm) Double Stacked LED Light Bar (90 W)

Defender, Defender MAX

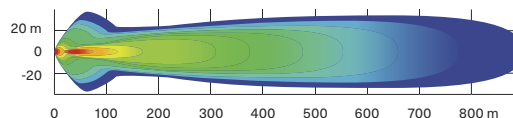
715002934**8,400 LUMENS**

- Equipped with 18 5 W Cree LEDs.
- 8,400 lumens.
- Complements the Light Racks and most bumpers.
- Rugged and waterproof.

- Lights up to more than 1,900 ft (580 m) in front of the vehicle and around 65 ft (20 m) wide on each side.
- EC compliant.

39" (99 cm) Double Stacked LED Light Bar (270 W)

Defender, Defender MAX

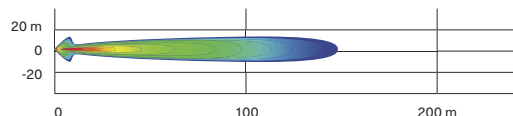
715004007**24,300 LUMENS**

- Equipped with 54 5 W Cree LEDs.
- 24,300 lumens.

- Not compatible with Full Windshield, Flip Windshield and Can-Am Intrusion Bar.
- Compatible on the Adventure Roof Rack.
- Lights up to more than 2,900 ft (900 m) in front of the vehicle and around 115 ft (35 m) wide on each side.

4" (10 cm) Round LED Lights (2 x 25 W)

Defender, Defender MAX

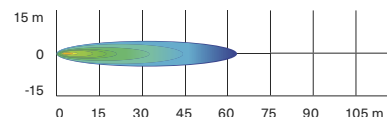
715002935**1,800 LUMENS**

- 25 W LED Spotlights.
- 1,800 lumens.
- Rugged and waterproof.
- Includes basic wiring and switch.

- Can-Am branded grill.
- Requires light power cable.
- Sold in pairs.
- Not EC compliant.

3.5" (9 cm) LED Driving Lights (2 x 14 W)

Defender, Defender MAX

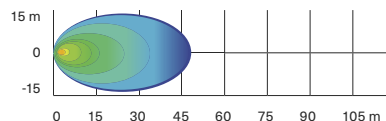
715003666**1,260 LUMENS**

- 14 W LED lights producing 1,260 lumens each.
- Spot lens for a narrow and long light beam spread, ideal when driving at higher speeds.
- Equipped with six high-power LEDs in a heavy-duty die-cast aluminum housing.

- Features two attachment points. If one attachment point fails due to a collision, rotate to the next channel point and remount the light.
- Sold in pairs.
- EC compliant.

3.5" (9 cm) LED Flood Lights (2 x 14 W)

Defender, Defender MAX

715003665**1,260 LUMENS**

- 14 W LED lights producing 1,260 lumens each.
- Flood lens for a wide light beam spread, ideal for working applications like plowing or cornering. Suitable for dusty or foggy riding conditions.
- Equipped with six high-power LEDs in a heavy-duty die-cast aluminum housing.
- Features two attachment points. If one attachment point fails due to a collision, rotate to the next channel point and remount the light.
- Sold in pairs.
- EC compliant.

Light Support Bar

Defender, Defender MAX

715006226

- Mounting Bracket that allows the installation of the Can-Am 39" Lightbar (715004007).
- Low and forward mounting position for a sleek look.
- Compatible with all windshields, roofs and doors.

Light Rack

Defender, Defender MAX

715002456

- Rugged steel construction serves as both mount and protection for accessory light systems.
- Lights not included.
- Front Roof Liner is required for installation on the roof (except Cab models or with Deluxe Sport Roof).
- Power Cable, Sport Roof, Deluxe Sport Roof or Sport Roof for MAX required for installation.
- Integrates elegantly and seamlessly into our roof products.

Rear Cargo Light

Defender, Defender MAX (2020 & up)

715007077

- Powerful 55W H3 illumination for rear cargo area.
- Convenient in-dash switch.
- Wiring included.
- Sport Roof (715002430), Deluxe Sport Roof (715002511) or Sport Roof for MAX (715003038) is required for installation.
- Not EC compliant.
- Not compatible with headache rack.

RAM[®] LED Spotlight

Defender, Defender MAX (2019 & prior)

710005423

- 540 lumens LED light (9 watt) heavy-duty spotlight standard-equipped with 1" (2.5 cm) diameter rubber-coated double ball and socket system.

Dome Light

Defender, Defender MAX

715002455

- LED array integrates perfectly with vehicle.
- Wiring included.
- Can be installed on cage or roof, with or without roof liner.

LED Signature Lights

Defender, Defender MAX (2020 & up)

715006896

- The stylish LED set puts the finishing touch to your Defender, accentuating its aggressive stance.
- Included on Limited and Lone Star models.

AUDIO & COMMUNICATION SYSTEMS

Can-Am Audio Roof

Defender

715005206



- Full roof with sleek built-in audio.
- Fully sealed and waterproof.
- Easy to install: one wire connects the roof to the vehicle's electronics.
- Four 8" speakers, one 280 watt amplifier, and one weatherproof source unit supplied by JL Audio[†].
- Speakers include LED lighting integrated into the grille, designed to uniformly illuminate with an RGB glow.
- A 3" full-color LCD display, with separate day/night lighting themes for visibility, even in bright sunshine.

Can-Am Audio Roof MAX

Defender MAX

715006879



- Full roof with sleek built-in audio.
- Fully sealed and waterproof.
- Easy to install: one wire connects the roof to the vehicle's electronics.
- Six 8" speakers, one 280 watt amplifier, and one weatherproof source unit supplied by JL Audio.
- Speakers include LED lighting integrated into the grille, designed to uniformly illuminate with an RGB glow.
- A 3" full-color LCD display, with separate day/night lighting themes for visibility, even in bright sunshine.

Overhead Audio System



- Rugged waterproof Jensen[†] Bluetooth Stereo Audio System offers multi-source input: AM/FM/WB and USB (iPod[®] and iPhone[®] ready).
- Convenient white LED-backlit LCD display and buttons.
- Stream from any Bluetooth-enabled device (smartphone, MP3 player).
- Powerful 4x40W amplifier with remote turn-on.
- Voice-control of AVRCP-active device.
- 30 programmable AM/FM stations with auto-store/pre-set scan.
- Separate RCA audio output and input.
- UV-resistant finish / corrosion-resistant components.
- Requires Sport Roof (715002430), Front Roof Liner (715003098) or Deluxe Sport Roof (715002511) and Power Cable (715003094).

Complete Overhead Audio System

Defender, Defender MAX

715002019

- Complete with 4 ultra-sturdy outdoor speakers (2 front and 2 rear) and 4 black speaker boxes.

Overhead FrontAudio System

Defender, Defender MAX

715003095

- Complete with 2 ultra-sturdy front outdoor speakers and black speaker box.

Rugged Radios Car-to-Car System

Defender, Defender MAX

715003440 • US only



- Perfect for communicating with friends and family on group rides.
- Push-to-talk button conveniently mounted on the steering wheel.
- May be connected with the Rugged Radios Intercom System (with provided adaptor cable).

This kit includes:

- 5-watt V3 Radio: UHF/VHF + FM Frequency, Programmable Channels, 5 watts of Power, Includes Belt Clip, Recharging Cable, High capacity, all day lithium-ion battery, 1-3 mile range, NOAA weather channels, 1-Touch FM radio, Backlit screen / buttons.
- Helmet Speaker / Mic Kit: Clear Hear Audio Speakers, Full Flex Mic Boom, Cloth Mic Cover, Velcro Mount Speakers, Quick & Easy Install.
- Harness & Cables: Single Person Harness, Driver Coil Cord PTT, Waterproof PTT, Radio Mounting Bracket, Complete Plug & Play Kit.

Rugged Radios Intercom System

Defender, Defender MAX

715002891



- Specifically designed to facilitate clear in-vehicle communication between driver and passenger(s).
- Expandable to 4 people.
- Includes music port for enjoying your favorite tunes.
- Seamless integration with in-dash switch panel.
- May be synched with the Rugged Radios Car-To-Car System (715003440).

ELECTRONIC ACCESSORIES

Rear View Mirror & Camera Monitor

Defender, Defender MAX

715004905

- Fully waterproof rearview camera and monitor kit.
- Multiple camera feeds can be seen with the rearview camera, to see what you need.
- Unit replaces stock rearview mirror (screen is integrated in the unit's replacement rearview mirror).
- Camera uses infrared light for night vision capabilities.

Back-up Monitor and Camera Kit

Defender, Defender MAX

715003834

- Fully waterproof rearview camera and monitor kit.
- The camera is one of the clearest and sharpest available on the market, with 250,000 pixel image resolution and a 2.1 mm lens with 130° viewing angle.
- Features 18 infrared lights that allow up to 50 ft. (15.24 m) visibility in complete darkness, an auto iris sensor that adapts to light intensity changes and an adjustable sunshade.
- 7" (17.78 cm) digital TFT LCD color monitor comes with power harness and can support up to two camera inputs.
- The camera can be roof mounted to monitor your cargo load or to see farther behind, and it can be mounted under the cargo box for hitching purpose.
- Not compatible with Defrost Heat and Ventilation System or HVAC.

Garmin Montana[†] 680t GPS

Defender, Defender MAX

715002830

- Rugged and waterproof, the Montana 680T is element-proof.
- 4" dual-orientation, sunlight-readable touchscreen and glove-friendly touchscreen display to give you vivid colors and high-resolution images.
- 8-megapixel autofocus camera automatically geotags photos.
- Tracks both GPS and GLONASS satellites for improved positioning and typically faster fixes.
- Preloaded TOPO maps, plus 1-year BirdsEye Satellite Imagery subscription.
- 3-axis compass with barometric altimeter.
- Specific GPS cradle included (vehicle mounting kit required).
- Includes a preloaded map for US.
- EC compliant.
- Includes preloaded European recreation map.

Canadian Map for Garmin Montana 680t GPS

(Not illustrated)

Defender, Defender MAX

710005065

- Additional and readily programmable Canadian basemap for Garmin Montana 680T GPS system.
- Requires Garmin Montana 680T GPS (715002830).

Power Tilt Bed

 Defender (except 6x6), Defender MAX (2020 & up)
 Defender 6x6
715007096**715007204**

- Powerful cargo box tilter with dash-integrated switch.
- Electrical actuated hydraulics for a strong and quick tilting system.

Battery Charger/Maintainer

715005061

- Keeps stored lead-acid batteries charged.
- Charges and maintains small batteries.
- Microprocessor controlled multi-stage charging for added precision, safety and battery life.
- Automatically detects 6 or 12 volt batteries.
- Reverse hook-up protection helps protect battery and charger from damage.
- Auto-voltage detection.
- Press the display button to show the charge progress.
- Content: 3 amp battery charger, clamp adapter, DC adapter, 24" (61 cm) fused ring leads harness with weather cap, owner's manual.
- Not EC compliant.

Jump Starter

715005062

- IPX3 water-resistant and enclosed output ports.
- 4 LED battery indicators for easy read on battery charge level.
- Compact design, will conveniently fit in your backpack, glove box or any other storage compartment.
- 2.4A + 1A/5V USB ports for fast charging of all USB devices.
- Smart cable provides protection against reverse polarity, short circuit, low voltage, high temperature and reverse charging.
- Built-in LED light (3 modes).
- Content: 300CA jump starter, SA858 smart cable clamp, MC-USB to USB charging cable, travel bag, user manual.
- Not EC compliant.

Quick Connect Battery Cable

715005408



- Quickly and easily connect and charge different batteries with your charger.
- Included in the Battery Charger/Maintainer.
- Sold individually.

Quick Connect Cable with Battery Indicator

715006055



- Quickly and easily connect and charge different batteries with your charger.
- 3-color LED indicator provides constant battery health indication.
- Sold individually.

3-Mode Switch

Defender, Defender MAX

715004445



- Switches quickly and conveniently between normal/work/eco modes.
- Work mode: Reduced throttle sensitivity for smoother acceleration and reduced load impact.
- Eco mode: Increased fuel economy.
- In-dash plug-and-play mount.
- Standard on 2020 models.

RAM GPS Mount

715003325



- Allows for GPS integration onto vehicle.
- Standard AMP hole pattern for Garmin Cradle.

Digitally Encoded Security System (DESS™) Keys

Defender, Defender MAX

715002458



- Top-security anti-theft protection for your vehicle.
- Encrypted chip technology restricts access to your vehicle's electronic ignition system.
- One vehicle/one code.
- A vibration/shock-resistant ball-and-socket design that ensures a reliable connection.
- 3 programmable modes:
 - Work mode: Limits vehicle speed to 40 kph (25 mph) but does not limit engine torque.
 - Normal mode: Limits vehicle speed to 70 kph (44 mph) and 50% torque reduction.
 - Performance mode: No restrictions.

Auxiliary Battery Installation Kit

Defender, Defender MAX (2019 & prior)

715003758

Defender, Defender MAX (2020 & up)

715006035



- Allows you to add a second 30Ah battery for that dual battery setup that will give you the extra juice you'll need to power auxiliary electrical components like a sound system or winch.
- Additional battery sold separately (515176151).
- Equipped with an integrated smart battery isolator that will prevent your auxiliary electrical components from draining your starting battery.
- Kit includes an additional battery junction block, all necessary wiring and the battery holder.

Rear 12V power outlet

Defender, Defender MAX (2019 & prior)

715003846



- Kit brings power source to the cargo box area.
- Installs into the rear cab firewall.
- Easy plug-in harness included.

USB Power Outlet Kit

Defender, Defender MAX (2020 & up)

219400510



- Recharges your electronic devices while riding* (smartphone, MP3, heating gear, etc.).
- Dual port USB connectors.

*The power outlet is not capable of recharging all device types while riding.

Defrost, Heat & Ventilation SystemDefender, Defender MAX 2019 & prior
(not compatible with HD5 Motorization)**715004917**

- Best integrated system on the market with 3-ventilation speed and in-dash adjustable temperature.
- Adjustable/directional vents.
- 10 vents specially positioned for better windshield and side windows defrosting/deicing, foot and hand heat.

- Easy-service air filter.
- Once installed, you might want to add storage space with the Lower Dashboard for Heating System and Dash Storage Compartment Net for Heating System.

Defender, Defender MAX 2020 (except Defender PRO & HD5 models)

715005904

Defender, Defender MAX (2021 & up)

715008093

- Best integrated in-dash system on the market with 3 fan speeds and adjustable temperature.
- Adjustable/directional vents can be closed to concentrate heat at specific areas.
- A total of 8 vents specially positioned for windshield and occupant heating.

- Easy-to-service air filter.
- Includes the replacement lower dashboard compartment for the heating system.
- Dash Storage Compartment Net for Heating System is recommended.

Heated Steering Wheel

Defender, Defender MAX

715003837

- Ruggedly constructed steering wheel designed to withstand cold conditions while channeling heat directly to your hands.
- Perfect for making hand mobility and grip readily available, e.g., hunting, manual farming.
- Replaces stock steering wheel.

- This kit includes the heated steering and in-dash switch.
- Draws a maximum of 45W and 3.2A at 13.5V.
- Heated Accessories Wiring Harness (710005757) is required on all models except XT Cab 2020 & up, which requires Heated Accessories Wiring Harness (710006036).

Radiator Winter Front

Defender (2019 & prior)

715005108

- Allows you to get higher heating temperature out of the Defrost, Heat & Ventilation System in extremely cold conditions.

Heated Grab Bar Cover

Defender, Defender MAX

715003835

- Made tough to hold up to the stresses of rough riding, this heated cover will keep your passenger's hands warm and securely gripped during long cold outings.
- Easy to install and remove.
- This kit includes the heated grab bar cover and in-dash switch.
- Heated Accessories Wiring Harness (710005757) is required on all models except XT Cab 2020 & up, which requires Heated Accessories Wiring Harness (710006036).

Heated Seat

Defender, Defender MAX

715006112

- 25W seat heater delivers chill-free riding comfort.
- Hi/low temperature settings allow you to control the desired degree of warmth.
- This kit includes one carbon fiber seat heater, foam sheet and in-dash switch.
- Installs directly in the original seat cushion.

- Heated Accessories Wiring Harness (710005757) is required for installation on front seat.
- Heated Accessories Wiring Harness (715006036) is required for installation on Defender XT Cab and Limited models.
- Heated Accessories Wiring Harness (715006004) is required for installation on rear seats on MAX models.

Heated Seat Harness for MAX Model

(Not illustrated)


Defender MAX

715006004

- Electric harness required to hook up and operate rear heated seats.

Heated Visor Outlet

Defender, Defender MAX

715001246

- Strategically positioned on vehicle to maintain your agility.
- Optional visor outlet that delivers fog-free riding.
- Quick and easy installation.
- Sold individually.
- Heated Visor not included.

Heated Accessories Wiring Harness

(Not illustrated)

Defender, Defender MAX
(Models with defrost, heat & ventilation system)**715006036**Defender, Defender MAX
(Models without defrost, heat & ventilation system)**710005757**

- Electric harness required to hook up and operate heated accessories.
- Power up to 4 accessories: 2 hand accessories (grab bar/steering wheel) and 2 seat covers.

WINCHES & HITCHES

CAN-AM HD WINCHES

Can-Am HD 4500 Winch

Defender, Defender MAX

715006416



- Ergonomic clutch handle.
- Rugged all-steel gears and bushings for more torque and durability.
- Automatic 100% load-holding brake.
- Sealed solenoid for all-weather protection.
- Weather sealed corded remote and dash mounted switch.
- EC compliant.
- Pulling strength capability of 4,500 lb (2,041 kg).
- 43' of 1 $\frac{5}{16}$ " (13.1 m of 6.3 mm) wire steel cable.
- Heavy-duty 4-way roller fairlead.
- Winch Electrical Harness (715008152) is required for installation on Base and DPS models.

Can-Am HD 4500-S Winch

Defender, Defender MAX

715006417



- Ergonomic clutch handle.
- Rugged all-steel gears and bushings for more torque and durability.
- Automatic 100% load-holding brake.
- Sealed solenoid for all-weather protection.
- Weather sealed corded remote and dash mounted switch.
- Pulling strength capability of 4,500 lb (2,041 kg).
- 50' of 1 $\frac{1}{4}$ " (15.2 m of 6.35 mm) synthetic rope.
- Corrosion-proof aluminum hawse fairlead.
- Winch Electrical Harness (715008152) is required for installation on Base and DPS models.

WARN⁺ VRX WINCHES

WARN VRX 45 Winch

Defender, Defender MAX

715006110



- Extreme IP68-rated waterproof sealing keeps the elements out.
- Durable all-metal construction.
- Black powder-coated finish and stainless steel fasteners for corrosion resistance.
- Robust new clutch design based on 70+ years of Warn 4 WD hub lock know-how.
- Load-holding brake for great control.
- Smooth and reliable all-metal three-stage planetary gear train.
- Dash-mounted rocker control.
- Limited lifetime warranty (mechanical), 3-year warranty (electrical).
- Pulling strength capability of 4,500 lb (2,041 kg).
- 50' of 1 $\frac{1}{4}$ " (15 m of 6.3 mm) wire steel cable.
- Roller fairlead.
- Winch electrical harness (715008152) is required for installation.

WARN VRX 45-S Winch

Defender, Defender MAX

715006111



- Extreme IP68-rated waterproof sealing keeps the elements out.
- Durable all-metal construction.
- Black powder-coated finish and stainless steel fasteners for corrosion resistance.
- Robust new clutch design based on 70+ years of Warn 4 WD hub lock know-how.
- Load-holding brake for great control.
- Smooth and reliable all-metal three-stage planetary gear train.
- Dash-mounted rocker control.
- Limited lifetime warranty (mechanical), 3-year warranty (electrical).
- Pulling strength capability of 4,500 lb (2,041 kg).
- 50' of 1 $\frac{1}{4}$ " (15 m of 6.3 mm) synthetic rope.
- Cast aluminum hawse fairlead.
- Winch electrical harness (715008152) is required for installation.

Cargo Bed Winch

Defender, Defender MAX

715006355



- Allows you to pull heavy loads into the cargo box easily.
- Perfect for hunting applications, i.e., loading game.
- Includes support base made of heavy-duty 2" (5 cm) steel tubing, winch and weather-sealed corded remote.
- 750 lb (340 kg) maximum pulling capacity.
- Electronic security module to prevent vehicle damage that could occur if loaded vehicle exceeds manufacturer's gross weight rating.
- Adapter Kit (715004709) required for installation with Gear Rail Adapter.
- Requires Powertilt bed for Defender 6x6 and PRO.
- Not EC compliant.

Synthetic Winch Cable*

With Warn winch

705015070

- 50' of ¼" (15.2 m of 6.35 mm) synthetic cable for Warn winch.
- Warn Hawse Fairlead is required when upgrading to a synthetic cable to avoid damage and premature wear of the cable.

**Ask your dealer or visit canamoffroad.com for price details.*

Synthetic Winch Cable*

With Can-Am HD winch

715006430

- 50' of ¼" (15.2 m of 6.35 mm) synthetic cable for Can-Am HD winches.
- Hawse Fairlead (715006426) required when upgrading to a synthetic cable to avoid premature cable damage and wear.

**Ask your dealer or visit canamoffroad.com for price details.*

Synthetic Cable Extension**715001120**

- Lightweight ¼" (6.35 mm) diameter, easy to handle and won't rattle in cargo box.
- Easily attaches to winch cable to provide additional 50' (15.2 m) of distance.
- 4,500 lb (2,041 kg) single line capacity.

Replacement Wire Rope*

With Warn winch

715006699

- 55' of ¼" (16.8 m of 6.35 mm) wire rope for Warn winch kit.
- 4,500 lb (2,041 kg) pulling strength.

**Ask your dealer or visit canamoffroad.com for price details.*

Replacement Wire Rope*

With Can-Am HD winch

705014978

- 43' of ⅝" (13.1 m of 6.3 mm) wire rope.
- 4,500 lb (2,041 kg) pulling strength.

**Ask your dealer or visit canamoffroad.com for price details.*

Warn Hawse Fairlead*

With Warn winch

705208797

- Double-powder-coated construction.
- Required to use the Synthetic Winch Cable (705015070) on Warn winches.
- To be used with synthetic winch cables only.

Can-Am HD Hawse Fairlead

With Can-Am HD winch

715006426

- A must when upgrading your winch with a synthetic cable, this corrosion-proof aluminum hawse fairlead will prevent the cable from snapping in a corner of a roller fairlead and from wearing prematurely due to the rough surface of the worn roller guide.
- Must be used with synthetic cables only.

Roller Fairlead

With Can-Am HD winch

710007082

- Suggested when changing the wire rope.
- Heavy-duty replacement fairlead for winches.

Multimount Winch Harness

(Not illustrated)

Defender

710004869





Defender MAX, Defender 6x6

710005082

- Converts Removable Winch Mounting Kit into a practical multimount winch kit.

Wired Remote Control	With Can-Am HD winch	715008121
	With Warn winch	710001002
<div></div> <ul style="list-style-type: none">• This kit allows winch owners to add the hand-held remote to vehicles with a stock winch.• Works in conjunction with the mini-rocker switch.• Remote control and connection socket are included with Can-Am HD winch.• EC compliant.		
Wireless Remote Control	With Warn winch (Defender 2019 & prior)	715002542
<div></div> <ul style="list-style-type: none">• The system is quick and easy to install, thanks to a wiring harness with an integrated antenna and all necessary mounting hardware.• Allows you to operate your winch from anywhere within a 50' (15.2 m) radius, increasing your recovery options.• All components are weatherproof.		
Drop Tow Bar	Defender, Defender MAX	715002521
<div></div> <ul style="list-style-type: none">• Sturdy 2" (5 cm) ball-less tow bar.• Conveniently set at standard trailering height.• Requires Higher Front Receiver Hitch (715003109).		
Removable Winch Mounting Kit	Defender, Defender MAX (except Limited models)	715001652
<div></div> <ul style="list-style-type: none">• Allows you to remove your winch when needed.• Use in combination with the Multimount Winch Harness to quickly and conveniently relocate a front-mounted winch to the rear of the vehicle.• Not compatible for use with the Lower Front Receiver Hitch.• Requires Higher Front Receiver Hitch (715003109).		
Lower Front Receiver Hitch	Defender, Defender MAX	715002519
<div></div> <ul style="list-style-type: none">• Heavy-duty 1,500 lb (680 kg) towing capacity 2" (5 cm) receiver hitch.• Expand and enhance functionality by pairing it with Higher Front Receiver Hitch and Removable Winch Mounting Kit (need to relocate winch from its standard mounting position).		
Higher Front Receiver Hitch	Defender, Defender MAX (except Limited models)	715003109
<div></div> <ul style="list-style-type: none">• Heavy-duty 1,500 lb (680 kg) towing capacity 2" (5 cm) receiver hitch.• No need to relocate winch from its standard mounting position.		
Winch Electrical Harness <i>(Not illustrated)</i>	Defender, Defender MAX (2019 & prior)	715003093
	Defender, Defender MAX (2020 & 2021)	715007078
	Defender, Defender MAX 2022	715008152
• Required to install a winch on a Defender without a factory-installed winch.		
Rubber Receiver Plug		705204503
<div></div> <ul style="list-style-type: none">• Rubber cap for 2" (5 cm) Receiver Hitch.		

SEATS

Central Headrest	Defender, Defender MAX	715005163
	<ul style="list-style-type: none">• Headrest for front-center-seating position on 3-seated models and for rear-center-seating position on MAX models.• Front Headrests are available separately for front passengers on MAX models.• Headrests are required for all passengers on some regulated trails.• Not EC compliant. <p>Headrests are required for all passengers on some regulated trails.</p>	
Front Headrests	Defender MAX	715005164
	<ul style="list-style-type: none">• Additional headrest for all three front-seating positions on MAX models.• Central Headrest is available separately for rear-center-seating positions on MAX models.• Headrests are required for all passengers on some regulated trails.• Not EC compliant. <p>Headrests are required for all passengers on some regulated trails.</p>	
X mr / XT-P Bolster Seats	Defender, Defender MAX	<div><div></div>715004363 · Black/Can-Am Red</div> <div><div></div>715004678 · Black/Brown</div>
	<ul style="list-style-type: none">• Bolster seat upgrade gives occupants additional support and comfort for recreational riding.• Features added side padding and redesigned profile to help you control and enjoy your side-by-side vehicle to the fullest.• Reinforced seat skin.• Compatible with rear seat on MAX models.• Not compatible with Heated Seat Covers.• Standard on Defender X mr and XT-P models.	
Adjustable Driver's Seat	Defender, Defender MAX	715005519
	<ul style="list-style-type: none">• Driver seat upgrade that delivers an added 3 in. (8 cm) of forward/rearward adjustability for increased comfort and facilitated ingress/egress.• Standard feature on XT, XT Cab and Mossy Oak Hunting Edition models.	

PERFORMANCE

S3 Front High Clearance A-Arm



Contact your authorized dealer
or visit our online store at
can-amoffroad.com

■ **715003784** · Black
■ **715005116** · Sunburst Yellow

- Prevents A-Arm damage over rough terrain.
- Preserves factory ride quality and turning radius without reducing performance.
- Not compatible with Apache 360 LT Track System and Front A-Arm Protectors.
- "S3 for Can-Am" branded.

S3 Rear High Clearance A-Arm



Contact your authorized dealer
or visit our online store at
can-amoffroad.com

■ **715003785** · Black
■ **715005118** · Sunburst Yellow

- Prevents A-Arm damage over rough terrain.
- Preserves factory ride quality and turning radius without reducing performance.
- Not compatible with Apache 360 LT Track System and Rear A-Arm Protectors.
- "S3 for Can-Am" branded.

Brake Holding Mechanism



Defender, Defender MAX

715004733

- Maintains constant pressure on the brake pedal to keep the vehicle from moving on sloped terrain, without having to put the transmission in P (park).

Heavy-Duty Spring Kit



Defender (2019 & prior),
Defender HD8 (2020 & up),
Defender (select 2022 models)

715005084

- This set of heavy-duty springs will stiffen your suspension.
- Perfect for reducing vehicle overall sag when shocks are under heavy demand: heavy loading and hauling or for snow clearing.
- Complete kit of 4 springs.
- Not compatible with Defender HD5, XT CAB, Mossy Oak Edition & X mr models and Defender MAX.

Front Heavy-Duty Springs



Defender (2018 & prior, Base,
DPS & XT models only)

715002450

Defender MAX (2018 & prior,
Base, DPS & XT models only)

715004280

- This set of heavy-duty springs will stiffen your suspension.
- Perfect for reducing vehicle sag on heavy jobs like snow clearing or heavy load hauling.
- Sold in pairs.

850 W Magneto Kit



Defender, Defender MAX (2020
& up)

715007122

- Increases the magneto output to 850 W.
- Includes rotor, stator and regulator.

Emergency Kit	Defender, Defender MAX	715006102 • US only
		715006103 • CA only



- Complete emergency kit provides all essential equipment and supplies to get out of most unfavorable situations powersport enthusiasts can find themselves in.
- Includes: Jumper Cables, Air Compressor, Tire Repair Kit, First Aid Kit, Ratchet Tie-Down, Duct Tape, Tow Strap 3,300 lb (1,500 kg), Zip-Ties, Cloth Rags.

SMART-LOK TECHNOLOGY

Smart-Lok Differential	Defender, Defender MAX (2019 & prior)	705402371
-------------------------------	---------------------------------------	------------------



- Can-Am-exclusive Smart-Lok technology constitutes a true full lockable on-the-fly front differential with electronically controlled automatic modes.
- Choose your differential settings according to your riding need: "2x4" for rear wheel traction only, "4x4 Front Diff Lock" for a fully locked 4 wheel drive, and "4x4 Smart Modes" that offer preset, intelligent calibrations for your type of riding.
- Using multiple input sources, "Smart Modes" will instantaneously engage locking with the right load at the right moment to procure maximum traction while retaining low-speed maneuverability, allowing for optimal placement and a feeling of confidence.
- The Smart-Lok Kit comes standard with the Trail Mode.
- Requires Performance Half Shafts (2x) and Front Differential Kit for installation.

Smart-Lok Installation Kit (Not illustrated)	Defender, Defender MAX (2018 & prior)	715005331
	Defender, Defender MAX 2019	715005332

- Includes all necessary hardware and wiring for Smart-Lok Differential installation.

Performance Half Shaft	Defender and Defender MAX (2019 & prior –except X mr, XT-P and XT CAB 2018 & up)	705402353
	Defender, Defender MAX XT Cab 2018-2019, Lone Star Edition 2019 & prior	705402458



- High-performance design ideal for off-road use, with superior wheel power and acceleration for racing, dunes and desert riding.
- Includes CVs, Shaft and Boots with the best suited geometry for your Can-Am vehicle.

Mud Smart Mode Module (Not illustrated)	Models with Smart-Lok Differential	715005282
---	------------------------------------	------------------

- These modules allow you to add the Mud, Rock or Trail Activ Smart Mode to vehicles equipped with the Smart-Lok Differential Kit.
- Designed to deliver superior traction in the deepest mud holes.
- When high engine torque and/or slippage is detected, Smart-Lok will fully lock the front end.
- The system will stay locked until throttle release.
- Only one Smart Mode Module can be installed at a time.

Rock Smart Mode Module (Not illustrated)	Models with Smart-Lok Differential	715005283
--	------------------------------------	------------------

- These modules allow you to add the Mud, Rock or Trail Activ Smart Mode to vehicles equipped with the Smart-Lok Differential Kit.
- Designed to help cross challenging rocks.
- When high engine torque is detected at low vehicle speed, Smart-Lok will progressively lock the front end and will stay engaged until throttle release to prevent wheel slippage and provide optimal traction.
- The progressive engagement allows for easier steering when maneuvering the vehicle.
- Only one Smart Mode Module can be installed at a time.

Trail Activ Smart Mode Module (Not illustrated)	Models with Smart-Lok Differential	715005284
---	------------------------------------	------------------

- These modules allow you to add the Mud, Rock or Trail Activ Smart Mode to vehicles equipped with the Smart-Lok Differential Kit.
- Designed for aggressive riding delivering the ultimate cornering precision.
- When high engine torque and/or an increase in vehicle speed is detected, Smart-Lok will progressively engage the front end and maintain it engaged until throttle release or vehicle speed reduction.
- The progressive engagement allows for lower smooth steering effort.
- Only one Smart Mode Module can be installed at a time.

AIR INTAKES & EXHAUST

Snorkel Kit

Defender, Defender MAX (except
Defender HD5 and Defender PRO)

715003727



- Raises point of engine and CVT air intakes so vehicle can be semi-submersed in water/mud without taking in water to the engine.
- Not compatible with Headache Racks, Gear Rail equipment, DragonFire Cargo Bed Roll Bar and Windshield Wiper & Washer Kit.
- Snorkel Extension Kit is available for roof level air intake and CVT exhaust.
- Adapter for Snorkel Kit (715004414) and Sealed Air Box (707800714) are required for installation on 2017 and prior models.
- Standard on Defender X mr models.

Snorkel Extensions

Defender, Defender MAX

715004415



- Extend the Snorkel Kit for roof engine and CVT air intake.
- Add aggressive look to your vehicle and help keep your intakes clear from mud, snow, dust, etc. in severe riding conditions.
- Not compatible with all rear panels and windows, Rear Cargo Light and roof-mounted Rear View Camera.
- Snorkel Kit (715003727) is required, except for X mr models.

Adapter for Snorkel Kit

(Not illustrated)

Defender and Defender MAX
2017 & prior

715004414

- Required for the installation of Snorkel Kit (715003727) on Defender 2017 and prior models.
- Includes rear firewall for Snorkel Kit and hardware.
- Standard on Defender 2018 and up models.

Sealed Air Box

(Not illustrated)

Defender, Defender MAX 2017
& prior

707800714

- Required when installing the Snorkel Kit (715003727) on Defender and Defender MAX 2017 and prior models.
- Standard on Defender 2018 and up models.

Snorkel Pre-FILTER

Defender, Defender MAX (except
Defender PRO)

715005597



- Pre-filter specifically for snorkels.
- Adds extra protection to your engine in harsh riding conditions.
- Helps keep air filter cleaner.
- Filter blocks particles larger than 0.005" (0.13 mm).
- Necessary to maintain vehicle warranty when tracks are installed.

CVT Air Intake Pre-Filter

Defender (except X mr models),
Defender MAX

715003483



- Adds extra protection to your engine in harsh riding conditions.
- Helps keep air filter cleaner.
- Filter blocks particles larger than 0.007" (0.19 mm).
- Easy, tool-less installation.
- Necessary to maintain vehicle warranty when tracks are installed.
- Required to install the Apache and Backcountry Track Systems.
- Not compatible with Snorkel kit.

Foam Air Filter by Twin AIR[†]

Defender, Defender MAX

715003630



- The best choice for the harshest conditions.
- Multiple staged oiled filtering foam for superior dust retaining capacity with high air flow.
- Washable and reusable.

CVT Air Intake Relocation Kit

Defender (except HD5
motorization, X mr and PRO
models), Defender MAX

715004183



- Relocates the CVT air intake protected in the cab area.
- Keeps the CVT air intake away from snow splashing from wheels or tracks.
- Highly recommended for track-equipped vehicles.
- Not compatible with Snorkel kit.

APACHE TRACK SYSTEMS

WINTER TRACKS

Apache BackCountry LT track kit

Defender, Defender MAX
(except 6x6)

715005891



- Tracks designed to deliver the best snow performance on the market with unmatched flotation level and traction on snow surface.
- Large contact patch, 37% bigger than the Apache 360 LT.
- Impressive added ground clearance of 6.4" (16 cm) helps keep the vehicle over the snow.
- Lightweight snowmobile-inspired rail design.
- Aggressive track design with 2" (5 cm) lug height for maximum traction on snow.
- Apache Backcountry LT Mounting Kit, Track DPS Module and Engine & CVT Pre-Filter are required.
- Fine-tune your track system using extra Idler Wheels, Sliders with Vespel Inserts and Rail Ice Scratcher.
- For winter use only.

Apache Backcountry LT mount kit

(Not illustrated)

715005888

715005493

715006196

- Required for installation of the Apache Backcountry LT Track System.
- DPS module and engine Pre-Filter are required and sold separately.
- See table for fit, compatibility and requirements.
- The CVT air intake relocation kit is MANDATORY for track-equipped 2020 & up Defender models HD10 and highly recommended for other models. This kit is sold separately.

Rail Ice Scratchers

Apache Backcountry
Track System

860201728



- Provide additional lubrication in hard and icy conditions and extend slider life.
- Rail mounted, small, light.
- Design expands on coil concept to allow reversing without damage.
- Easily stored when not in use.

Extra Wheel Kit

Apache Backcountry LT
Wheel kit

715006293




- Additional wheel kit for Backcountry LT rear tracks.
- Reduces drag and rolling resistance in hard snow conditions or when transporting heavier loads.
- Extends slider life in hard snow conditions.
- Includes two wheels, cross shaft and mounting hardware per kit to service one track corner.
- Up to two kits per rear track can be installed.

APACHE BACKCOUNTRY LT FITTING GUIDE

Model Year	Model	Track	Track Mount	Track DPS Module	Prefilter without Snorkel	Prefilter with Snorkel
2019 & Prior	Defender Base, DPS, XT, XT Cab 2017 & Hunting Edition, XT-P	715005891	715005888	715007338	715003483 715004183 (except X mr)	715005597 (and X mr)
2019 & Prior	Defender XT Cab 2018-2019, Lone Star Edition & X mr		715006196			
2020 & up	Defender Base, DPS (HD5 & HD8), XT(HD8)		715005888			
2020 & up	Defender DPS (HD10), XT(HD10), XT-P, PRO DPS, PRO XT		715005493			
2020 & up	Defender XT cab, XT Cab Limited, Hunting Edition, Lone Star Edition, X mr, PRO Limited, PRO Lone Star		715006196			

YEAR-ROUND TRACKS


Apache 360 LT track system	Defender, Defender MAX (except 6x6)	715005103
	<ul style="list-style-type: none"> ▪ Multifunctional tracks designed to support heavy loads and to fit on most Can-Am Off-Road vehicles. ▪ Extra contact patch adjustment for better performance over rough terrain. ▪ Contact patch is 7 to 9% bigger than the Apache 360's. 	<ul style="list-style-type: none"> ▪ Average ground clearance increase of 4.5" (11.44 cm).1" (2.5 cm) lugs in the front and 1.25" (3.2 cm) in the back. ▪ Apache 360 LT Mounting Kit is required. ▪ EC compliant.
Apache 360 LT Mounting Kit <i>(Not illustrated)</i>		715004832 715004831 715005492
	<ul style="list-style-type: none"> ▪ Required to install Apache 360 LT Track System. ▪ DPS module and engine Pre-Filter are required and sold separately. ▪ See table for fit, compatibility and requirements. 	<ul style="list-style-type: none"> ▪ The CVT air intake relocation kit is MANDATORY for track-equipped 2020 & up Defender models HD10 and highly recommended for other models. This kit is sold separately.
Track DPS Module <i>(Not illustrated)</i>		715007338
	<ul style="list-style-type: none"> ▪ An innovative DPS module that ensures speedometer accuracy and optimized steering assist, which make for perfect track control and riding ease. ▪ Required to install the Apache and Backcountry Track Systems. 	

APACHE 360 LT FITTING GUIDE


Model Year	Model	Track	Track Mount	Track DPS Module	Prefilter without Snorkel	Prefilter with Snorkel
2019 & Prior	Defender Base, DPS, XT, XT Cab 2017 & Hunting Edition	715005103	715004831	715007338	715003483 715004183 (except X mr)	715005597 (and X mr)
2019 & Prior	Defender XT Cab 2018-2019, Lone Star Edition & X mr		715004832			
2020 & up	Defender Base, DPS (HD5 & HD8), XT(HD8)		715004831			
2020 & up	Defender DPS (HD10), XT(HD10), XT-P, PRO DPS, PRO XT		715005492			
2020 & up	Defender XT cab, XT Cab Limited, Hunting Edition, Lone Star Edition, X mr, PRO Limited, PRO Lone Star		715004832			

ProMount PLOWS


CAN-AM ProMount FLEX2 PLOW KIT

Can-Am ProMount Flex2 72" (183 cm) Blade Plow kit	Defender, Defender MAX	715008170
<div></div> <div><ul style="list-style-type: none">• These kits include:<ul style="list-style-type: none">- Can-Am ProMount Flex2 Blade.- Push Frame with Quick-Attach System.- Mounting Plate.</div>		



CAN-AM ProMount FLEX2 BLADES

Can-Am ProMount Flex2 72" (183 cm) Blade	Fits ProMount Push Frame	715004485
<div></div> <div><ul style="list-style-type: none">• Plow blade made of UHMWPE, flexible and impact absorbing material prevents damaging your plow when accidental impact occurs.• Replaceable wear blade.• Large pin designed for easy blade rotation to eliminate snow buildup at pivot point.• Blade design provides best snow roll-off at any angle.• Clears 66" (168 cm) when plow is fully angled.• Blade height of 17" (43 cm).• Compatible with Can-Am ProMount Blade accessories to further enhance plow versatility.</div>		

CAN-AM ProMount STEEL PLOW KIT

Can-Am ProMount Steel 72" (183 cm) Blade Plow kit	Defender, Defender MAX	<div><div>715008172</div> • Black</div> <div><div>715008171</div> • Yellow</div>
<div></div> <div><ul style="list-style-type: none">• These kits include:<ul style="list-style-type: none">- Can-Am ProMount Steel Blade.- Push Frame with Quick-Attach System.- Mounting Plate.</div>		

CAN-AM ProMount STEEL BLADES

Can-Am ProMount Steel 66" (168 cm) Blade	Fits ProMount Push Frame	<div><div>715006337</div> • Black</div> <div><div>715006338</div> • Yellow</div>
<div></div> <div><ul style="list-style-type: none">• Plow blade made from 12-gauge steel.• Replaceable wear blade.• Large pin designed for easy blade rotation to eliminate snow buildup at pivot point.• Blade design provides best snow roll-off at any angle.• Clears 60" (152 cm) when plow is fully angled.• Blade height of 17" (43 cm).• Compatible with Can-Am ProMount Blade accessories to further enhance plow versatility.• Not compatible with S3 High Clearance front A-Arm.</div>		
Can-Am ProMount Steel 72" (183 cm) Blade	Fits ProMount Push Frame	<div><div>715004474</div> • Black</div> <div><div>715006021</div> • Yellow</div>
<div></div> <div><ul style="list-style-type: none">• Plow blade made from 12-gauge steel.• Replaceable wear blade.• Large pin designed for easy blade rotation to eliminate snow buildup at pivot point.• Blade design provides best snow roll-off at any angle.• Clears 66" (168 cm) when plow is fully angled.• Blade height of 17" (43 cm).• Compatible with Can-Am ProMount Blade accessories to further enhance plow versatility.• Not compatible with S3 High Clearance front A-Arm.</div>		

CAN-AM ProMount ANGLE PLOWS

Can-Am ProMount 66" (168 cm) Steel Oneway State Blade

Fits ProMount Push Frame

715007263

- Make the job easier with the right tools, clear long alleys and make the task easier by sending the snow further out of the way.
- Wing end of plow measures 26" (67 cm) high and tapers down to 16" (41 cm).
- One-way "winged" state plow designed to throw snow higher.
- Rubber flap designed to keep snow away from the driver.
- Can-Am branded.

Can-Am ProMount 72" (183 cm) Steel Oneway State Blade

Fits ProMount Push Frame

715007264

- Make the job easier with the right tools, clear long alleys and make the task easier by sending the snow further out of the way.
- Wing end of plow measures 26" (67 cm) high and tapers down to 16" (41 cm).
- One-way "winged" state plow designed to throw snow higher.
- Rubber flap designed to keep snow away from the driver.
- Can-Am branded.

CAN-AM ProMount PLOW ACCESSORIES

Can-Am ProMount Edge Markers

Defender, Defender MAX

715004206

- Help locate the edges of your plow.
- Height: 24" (60 cm).
- Sold in pairs.
- Compatible with Can-Am ProMount Steel and Flex2 blades with or without Blade Extensions (except for the Can-Am ProMount Steel 54" (137 cm) Blades).

Can-Am ProMount 66" (168 cm) Plastic Wear Blade

Defender, Defender MAX

715004482

Can-Am ProMount 72" (183 cm) Plastic Wear Blade

Defender, Defender MAX

715004483

- To help prevent scratches on smooth driveways and markable surfaces.

Can-Am ProMount Drift Cutters

Defender, Defender MAX

715006258

- Help keep snow in the plow.
- Dimensions: 17" x 13" (43.2 cm x 33 cm).
- Sold in pairs.
- Compatible with Can-Am ProMount Steel and Flex2 blades with or without Blade Extensions (except for the Can-Am ProMount Steel 54" (137 cm) Blades).

Can-Am ProMount Blade Extensions

Defender, Defender MAX

■ **715004205** • Black
 ■ **715005319** • Yellow



- Add 3" (8 cm) each side.
- Compatible with Can-Am ProMount Blades (except for Can-Am ProMount Steel 54" [137 cm] Blade).
- Longer Wear Blade can be installed to further extend the extra length already provided by the extensions.
- Compatible with Can-Am ProMount Steel and Flex2 Blades (except for the Can-Am ProMount Steel 54" [137 cm] Blades).

Back Drag Blade (Not illustrated)

ProMount Plows (60" and more)

715007794

- ¼ thick steel swivel scraper.
- Lifts up when the vehicle is moving forward so as not to affect the scraping.
- Increased capacity to pull snow.
- More aggressive scraping in reverse mode.
- Lifts the scraper off the ground so that it scrapes evenly.
- Adjustable in length for compatibility with 60", 66" and 72" blades.
- Compatible with ProMount blades (Flex and Steel).

Can-Am ProMount Push Frame With Quick-Attach System


Defender, Defender MAX

7150008116

- Heavy-duty steel tubes designed to withstand the roughest use.
- Mid-mount carriage provides ultimate push strength and traction.
- Designed for maximum plow lift height.
- Features a self aligning quick-attach system, an easy foot release pedal and an ergonomic handle for plow angle adjustment.
- Plow Limit Switch recommended to extend winch cable lifespan.
- Can-Am ProMount Mounting Plate required for installation.
- Blade swivels left or right, 5 positions.
- Large pin designed for easy blade rotation to eliminate dirt and snow buildup at pivot point.

Can-Am ProMount Push Frame Extension

Defender, Defender MAX

715006257

- 12" (30 cm) push frame extension required when plow is installed with Apache Track Systems.

Can-Am ProMount Mounting Plate

Defender, Defender MAX (2021 & prior)

715007743

- Required to install the Can-Am ProMount Push Frame with Quick-Attach System.
- Mounting plate precision-designed to stay on year round without compromising ground clearance.
- Comes with the Plow Roller Fairlead.
- Not compatible with S3 Front High Clearance A-Arm (715003784 and 715005116).

Can-Am ProMount Mounting Plate

Defender, Defender MAX (2022 & up)

7150007745

- Required to install the Can-Am ProMount Push Frame with Quick-Attach System.
- Mounting plate precision-designed to stay on year round without compromising ground clearance.
- Comes with the Plow Roller Fairlead.
- Not compatible with S3 Front High Clearance A-Arm (715003784 and 715005116).

Plow Angling System*

Defender, Defender MAX

715006022

- Converts your plow system into an easy-to-control unit from the driver's seat.
- Allows you to have full up/down and left/right plow control at your fingertips by using the supplied joystick.
- Using one hand to control all plow motions will allow you to easily concentrate and manage your plowing tasks.
- Push Frame Extension (715006257) is required for installation with the Front Rancher Bumper.
- Not compatible with Apache Backcountry Track System.

Plow Roller Fairlead

Defender, Defender MAX

705203753

- Larger diameter lower roller reduces wear on wire rope for plow application.
- Can be used with all ProMount plows.

ProMount Plow Limit Switch*(Not illustrated)*

Defender, Defender MAX

715006259

- For controlling the cable tension when over raising your plow system.
- Prevents winch, plow push frame and vehicle damage.
- Sensor relocated for optimal lift height.

SUPER-DUTY PLOW SYSTEM

Super-Duty 72" (183 cm) Blade Plow Kits	Defender, Defender MAX	715003416
	<ul style="list-style-type: none"> A comprehensive plow system with manual lift and angling. Ultra-durable 72" (183 cm) blade made of 12-gauge steel with integrated reinforcement and heavy-duty push tubes to tackle the most demanding jobs. Requires a winch for raising and lowering. Convenient disconnect system for quick and easy installation or removal. Front mount provides minimum 11" (28 cm) lift distance. 	This kit includes: <ul style="list-style-type: none"> - 72" (183 cm) Super-Duty Plow. - Super-Duty Plow Push Frame. - Super-Duty Plow Mounting Kit.
Super-Duty Plow Hydraulic Angling Kit	Defender, Defender MAX (2019 & prior)	715002840
	Defender, Defender MAX (2020 & up)	715006038
	<ul style="list-style-type: none"> Allows you to have full up/down and left/right plow control at your fingertips. Pre-assembled, it comes with everything you need to turn your Super-Duty Plow into a quick, easy-to-control unit from the driver's seat. Using one hand to control all plow motions with the supplied joystick will allow you to easily concentrate and manage your plowing tasks. With this commercial grade kit, you will send snow exactly where you want reliably all winter long. Winch and plow sold separately. 	
Super-Duty Plow Push Frame Extension <i>(Not illustrated)</i>	Super-Duty Plow	715001221
<ul style="list-style-type: none"> Extension to use the Super-Duty Plow with the Apache 360 LT Track System. Comes with Plow Magnetic Switch and Plow Pulley. Requires Front Bumper or Front Accessory Bar for installation. 		
Plow Blade Extensions	Super-Duty Plow	715001217
	<ul style="list-style-type: none"> Side extensions for widening your plow blade by 6" (15 cm) on each side. Include rubber flaps for extension parts. Sold in pairs. 	
Plow Edge Markers <i>(Not illustrated)</i>	Super-Duty Plow	715001216
<ul style="list-style-type: none"> For a more accurate view of the width of your plow. Allows you to work closely around objects. 		
Plow Drift Cutter <i>(Not illustrated)</i>	Super-Duty Plow	715001218
<ul style="list-style-type: none"> Keeps snow securely in the plow. Allows you to cut a cleaner pass. Sold individually. 		
Plow Rubber Flap <i>(Not illustrated)</i>	Super-Duty Plow	715001219
<ul style="list-style-type: none"> Keeps snow away from the driver and helps snow to roll in front of the plow. 		
Plow Pulley <i>(Not illustrated)</i>	Super-Duty Plow	715002042
<ul style="list-style-type: none"> For use with the Super-Duty Plow. Helps winching efficiency. Requires Front XT Bumper. 		
Plow Magnetic Switch <i>(Not illustrated)</i>	Super-Duty Plow	715001995
<ul style="list-style-type: none"> Magnetic switch that stops the winch to prevent cable, winch and frame damage. For use with Super-Duty Plow. 		

COVERS & ADD-ONS

Trailing Cover



- Heavy-duty canvas made of UV-resistant solution-dyed polyester.
- Inner soft liner protects windshield and colored panels from abrasion.
- All high-abrasion areas are reinforced with a double canvas layer.

- Weather-resistant trailing cover protects your vehicle during storage and transportation.
- Opening for fuel cap.
- Quick and easy installation.
- Designed to perfectly fit your vehicle with or without Can-Am accessories.

Defender, Defender 6x6

715004453

Defender MAX, Defender PRO

715004454

Bolt-On⁺ Retractable Ratcheting Tie-Downs

295101072

- Perfect for transporting your powersport vehicle or securing loads.
- Mounts easily: Bolts on any flat surface (e.g., truck bed or frame).
- 1" x 6' (2.5 cm x 1.8 m) tie-down strap with heavy-duty stitching that delivers a 500 lb (226 kg) working load strength and 1,500 lb (680 kg) break strength.

- Convenient retractable push button automatically slackens, spools and stores away strap, while the ratchet mechanism tightens the strap snugly to secure your vehicle or load into place.
- Rubber ratcheting handle provides firm grip, and the hook is vinyl coated to protect whatever surface it hooks into.
- Sold in pairs.

Ratchet Tie-Downs

■ **715008309** • Black/Grey

- 400 lb (181 kg) safe working load.
- 1" x 10' (2.5 cm x 3 m) strap with Sea-Doo, Ski-Doo and Can-Am logos.
- Deluxe ratchet with rubber handle.
- Coated S hooks.
- Pack of 2.

Heavy-Duty Ratchet Tie-Down

715008308

- 1,000 lb (454 kg) safe working load.
- 1.5" x 6' (38 mm x 1.8 m) strap with BRP brands.
- Deluxe ratchet with rubber handle.
- Black-coated clip hooks.
- 12" (300 mm) webbing included.
- Pack of two.

TIRES & RIMS

TIRES

XPS Trail Force Tires

Defender MAX HD8, Defender DPS HD8, Defender MAX DPS HD8, Defender XT HD8, Defender MAX XT HD8, Defender DPS CAB HD8, Defender LTD HD10, Defender MAX LTD HD10 (front only)

705402754 • Front**705503103** • Rear

- All-terrain radial tire.
- 8-ply construction offered in 27X9R14.
- Versatile and suitable for many types of terrain.
- Aggressive tread pattern for better traction on dirt, mud and rocky terrains.
- Tread depth: 20 mm
- Max PSI: 42

ITP Cryptid

Defender X mr

705402504 • Front**705502913** • Rear

- Graduated lug height and paddle-like shoulder configuration provide maximum side bite for climbing in and out of the mud without compromising ride comfort on trails and hard pack.
- 6-ply rated.
- Front: 30" x 9" x 14".
- Rear: 30" x 11" x 14".

Maxxis Bighorn 2.0 Tire

- Front: 27" x 9" x 14".
- Rear: 27" x 11" x 14".

Defender (XT, XT Cab)

705402168 • Front**705400961** • €**705502665** • Rear**705501295** • €

- Front: 27" x 9" x 12".
- Rear: 27" x 11" x 12".

Defender

705402560 • Front**705401386** • €**705502938** • Rear**705501818** • €

- Front: 28" x 9" x 14".
- Rear: 28" x 11" x 14".

Defender

705402080 • Front**705502603** • Rear**Maxxis M923J / M924J**

- Front: 25" x 8" x 12".
- Rear: 25" x 10" x 12".

Defender (Base & DPS models only)

705402107 • Front**705502626** • Rear**Rear Tire Chains**

- Improve your traction in mud and snow.
- Sold in pairs.

715003839 • 27" x 9" x 14"**715000225** • 29" x 9" x 14"**RIMS****14" Rim***(Not illustrated)*

Defender, Defender MAX

705401594 • Front**705502146** • Rear

- Black with clear coat aluminum rim.
- Choice of beadlock color (not included).
- Needs 16 bolts (250000787) for installing the beadlock.
- Front: 14" x 6.5" offset = 41 mm.
- Rear: 14" x 8" offset = 51 mm.

14" Beadlock Rings

Defender, Defender MAX

705401586 • Manta Green **705401702** • Octane Blue **705401837** • Can-Am Red **705401840** • Black




- Cast aluminum beadlock.
- Must be installed on Front Rim (705401594) and Rear Rim (705502146).

*Matching Nuts - 250100184**Matching Cap - 705400928***12" Rim***(Not illustrated)*

Defender, Defender MAX

705401678 • Black • Front **705502244** • Black • Rear

- Black with clear coat aluminum rim.
- Choice of beadlock color (not included).
- Needs 16 bolts (250000787) for installing the beadlock.
- Front: 12" x 6" offset = 41 mm.
- Rear: 12" x 7.5" offset = 51 mm.

12" Beadlock Rings		Defender, Defender MAX	<div><div></div>705401816 · Can-Am Red</div> <div><div></div>705401815 · Orange Crush</div> <div><div></div>705401814 · Yellow</div> <div><div></div>705401695 · Octane Blue</div>
	<ul style="list-style-type: none">• Cast aluminum beadlock.• Must be installed on Front Rim (705401678) and Rear Rim (705502244).		
	Matching Nuts - 250100184 Matching Cap - 705400928		
Outlander X mr and Defender Rim		Defender, Defender MAX (front wheels)	<div><div></div>705401848 · Black and machined · Front</div> <div><div></div>705401849 · Black · Front</div> <div><div></div>705502397 · Black and machined · Front</div> <div><div></div>705502398 · Black · Rear</div>
	<ul style="list-style-type: none">• Cast aluminum rim with trendsetting explosive styling so you can ride – and look – like a trailblazer.• Front: 14" x 6.5" offset = 10 mm.• Rear: 14" x 8.5" offset = 23 mm.		
	Matching Nuts - 250100184 Black, 250100185 Chrome Matching Cap - 705401541		
Defender Cast-Aluminum 14" Rim		Defender, Defender MAX	<div><div></div>705402338 · Black · Front</div> <div><div></div>705502778 · Black · Rear</div>
	<ul style="list-style-type: none">• Front: 14" x 7" offset = 41 mm.• Rear: 14" x 8.5" offset = 51 mm.		
	Matching Nuts - 250100184 Matching Cap - 705401541		
Lone Star Cast-Aluminum 14" Rim <small>(Not illustrated)</small>		Defender, Defender MAX	<div>705402334 · Front</div> <div>705502775 · Rear</div>
	<ul style="list-style-type: none">• Front: 14" x 7" offset = 41 mm.• Rear: 14" x 8.5" offset = 51 mm.		
	Matching Nuts - 250100184 Matching Cap - 705401541		
Defender Rim <small>(Not illustrated)</small>			<div><div></div>705402120 · Black · Front</div> <div><div></div>705402118 · Silver and machined · Front</div> <div><div></div>705402121 · Black and machined · Front</div> <div><div></div>705502637 · Black · Rear</div> <div><div></div>705502634 · Silver and machined · Rear</div> <div><div></div>705502635 · Black and machined · Rear</div>
	<ul style="list-style-type: none">• Front: 14" x 7" offset = 41 mm.• Rear: 14" x 8,5" offset = 51 mm.		
	Matching Nuts - 250100184 Black, 250100185 Chrome Matching Cap - 705401541		

EXPLORE AN ENTIRE WORLD OF ADVENTURE WITH ALL OF OUR BRP PRODUCTS. **BRP.COM**



ski-doo LYNX SEADOO can-am ROTAX ALUMACRAFT Manitou QUINTREX



CAN-AMOFFROAD.COM

A BRP BRAND

